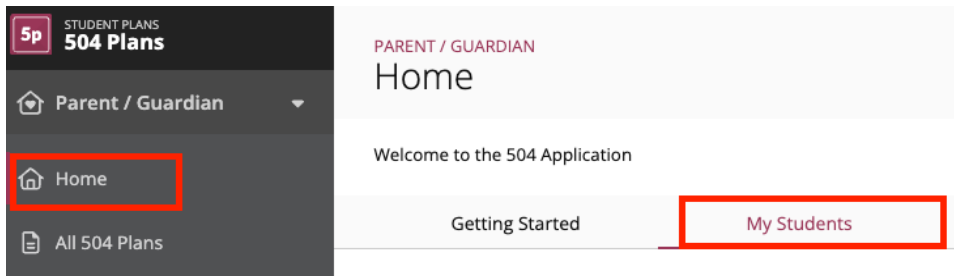


Parent/Guardian 504 Plan Guide (Connect)

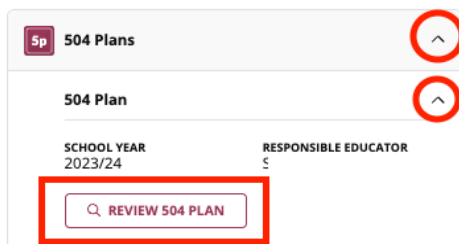
Here, you will learn how the Parent/Guardian can navigate 504 Plans

Find Your Student

1. Start in the left navigation menu and choose the **Home Page**.
2. You will see the home page with subpages (tabs) at the top.
3. Select the **My Students** tab to view your students' information.

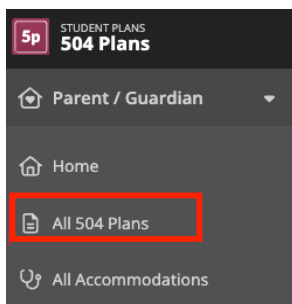


4. Locate your student and click the **arrow** to the right of **504 Plans** to see a list of documents and plans created in the 504 Plans application for your student.
5. Use the **arrow** to the right of the document of your choice, then click the **Review 504 Plan** button.
6. A popover window with a read-only view of your student's document will appear.



View All 504 Plans

1. Start under **All 504 Plans** in the left navigation menu.



- You will see a data table listing the student's name, the plan, the school year, and the responsible educator.
- Click on the **magnifying glass** in the **Plan Label** column.

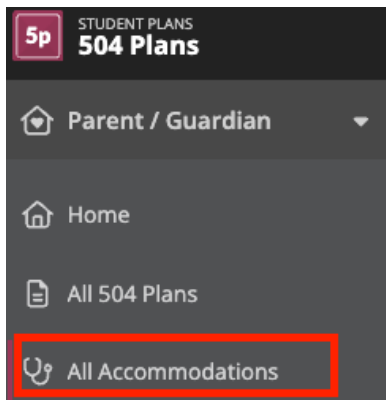
| Student | Plan Label | School Year | Responsible Educator |
|----------------------|----------------------|----------------------|----------------------|
| <input type="text"/> | <input type="text"/> | <input type="text"/> | <input type="text"/> |

- A pop-over window with a read-only view of your student's document will appear.
 - Navigate through the tabbed subpages at the top of the page (e.g., Details, Impairments, Accommodations, Communications, Files).

| | | | | |
|---------|-------------|----------------|----------------|-------|
| Details | Impairments | Accommodations | Communications | Files |
|---------|-------------|----------------|----------------|-------|

All Accommodations

- Start in the left navigation menu and choose **All Accommodations**.



- You will see a data table listing the student's name, the plan, and the accommodations associated with the plan.

| Student Name | 504 Plan Name | Accommodation List |
|----------------------|----------------------|----------------------|
| <input type="text"/> | <input type="text"/> | <input type="text"/> |

- Click on the **magnifying glass** in the **504 Plan Name** column.
- You will see the Manage 504 Plan page for the student, with the Accommodations tab selected by default.

| | | | | |
|---------|-------------|----------------|----------------|-------|
| Details | Impairments | Accommodations | Communications | Files |
|---------|-------------|----------------|----------------|-------|