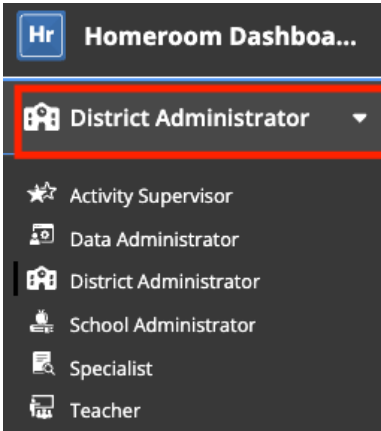


Homeroom Dashboard Selection (Connect)

Dashboard Role Selection

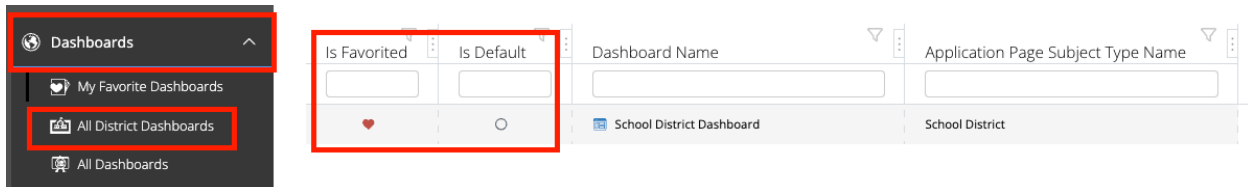
Select your role from the dropdown menu in the left navigation.

Helpful Resource: [Roles and Permissions](#)

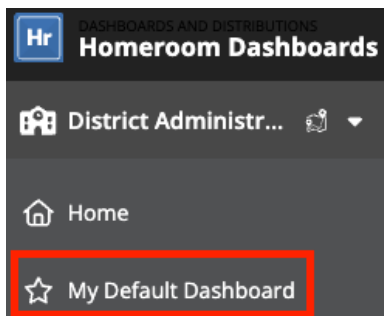


Dashboard Selection

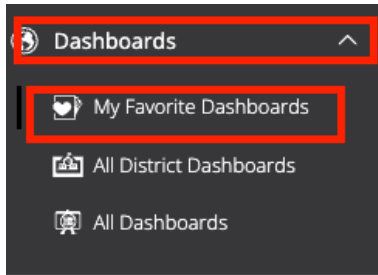
1. Start under **Dashboards** in the left navigation menu and choose **All Dashboards**.
2. Select the dashboard you want to set as your default and click the **empty circle** in the **Is Default** column. You can also select a favorite dashboard by clicking the **Heart icon** under the **Is Favorited** column.



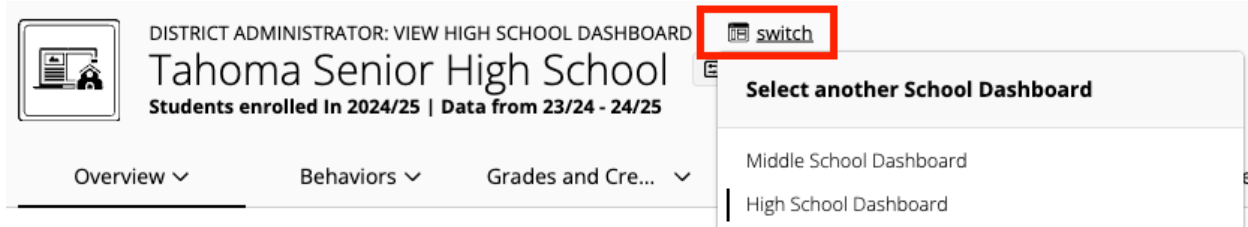
3. Locate and open your default dashboard at any time by navigating to **My Default Dashboard** in the left navigation menu.



4. Locate and open your favorite dashboards at any time by navigating to **Dashboards** and then selecting **My Favorite Dashboards**.



5. You can change your dashboard selection at any time by clicking **"Switch"** next to the dashboard title.



Helpful Resource: [Edit Dashboard Data Settings and Student Groups \(Connect\)](#)