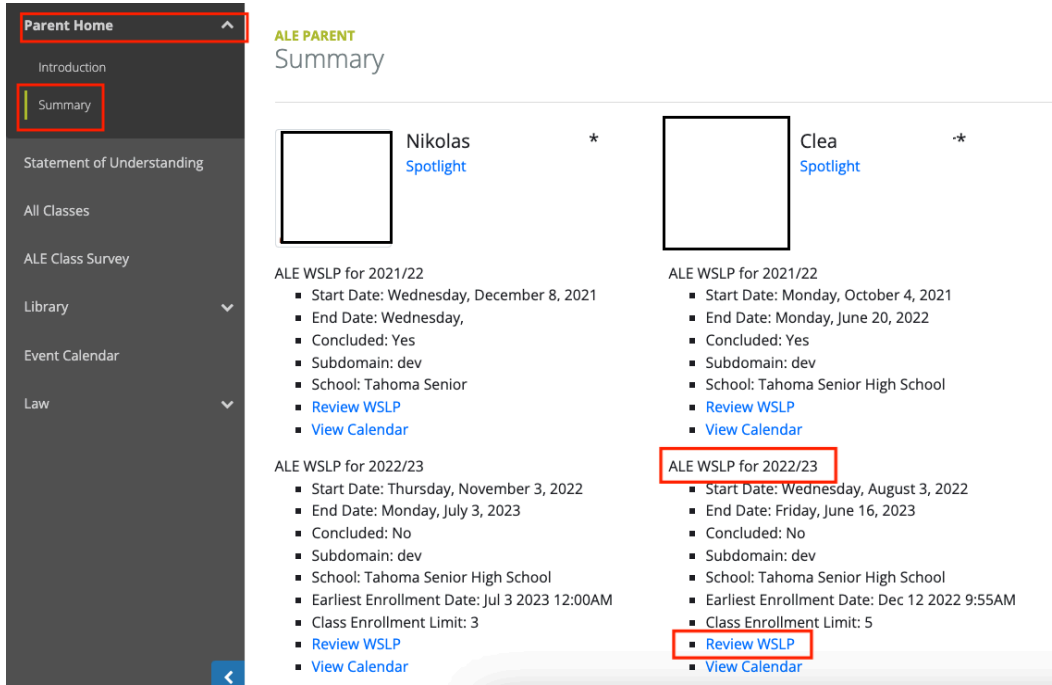
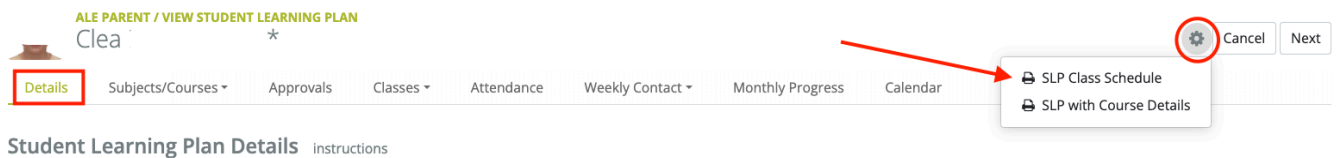


## ALE Parents: Create Student Schedule Report V2

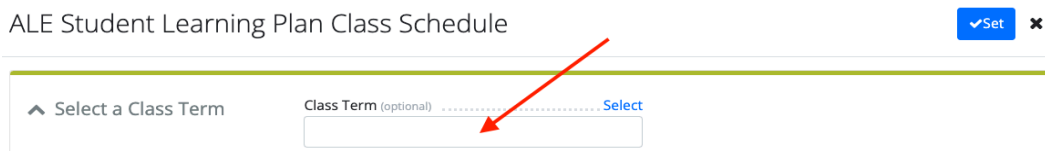
1. Click **Parent Home**, then choose **Summary** in the left navigation menu. This will open the Parent Summary page, where you can find your students and their Student Learning Plans (SLP).
2. Click **Review WSLP** or **Review Pending WSLP** under the SLP for which you want to print the schedule. **Note the School Year if there are multiple SLPs.**



3. This will open the **View SLP** interface in the **Details Tab**. Click the **Page Action gear** and choose **SLP Class Schedule** from the drop-down menu.



4. This will open the **ALE Student Learning Plan Class Schedule** menu. Click the **Class Term** field to select the class term for which you want to create the schedule.



- A pop-up window will appear. Click the checkmark to select the class term for which you want to create the schedule.

## Class Term

Class Term (3 records)

Class Term	Class Term Abbreviation	Class Term Type	Parent Class Term	Class Term Code
Quarter 1	Q1	Quarter		
Semester 1 of 2	S1	Semester		
Semester 2 of 2	S2	Semester		

- The selected term will show in the field. Click **Set** to generate the report.



ALE Student Learning Plan Class Schedule



▲ Select a Class Term
Class Term (optional) ..... [Select](#)

Quarter 1 x




- You will receive a notification when the schedule has been created. Click the "**Click Here**" link in the notification to download the report.

Tammy Jacobsen\*

District Administrator

Tue, Sep 12, 2023

**Notifications** [Dismiss all Notifications](#)

**File Ready to Download**

The file 'WSLP Class Schedule Report for Grace Ableman on Sep 12 2023 3:48PM.pdf' is ready to download.

Click here to download it now.

9/12/23 3:48 PM [Dismiss](#)

Next