

## View CTE Students

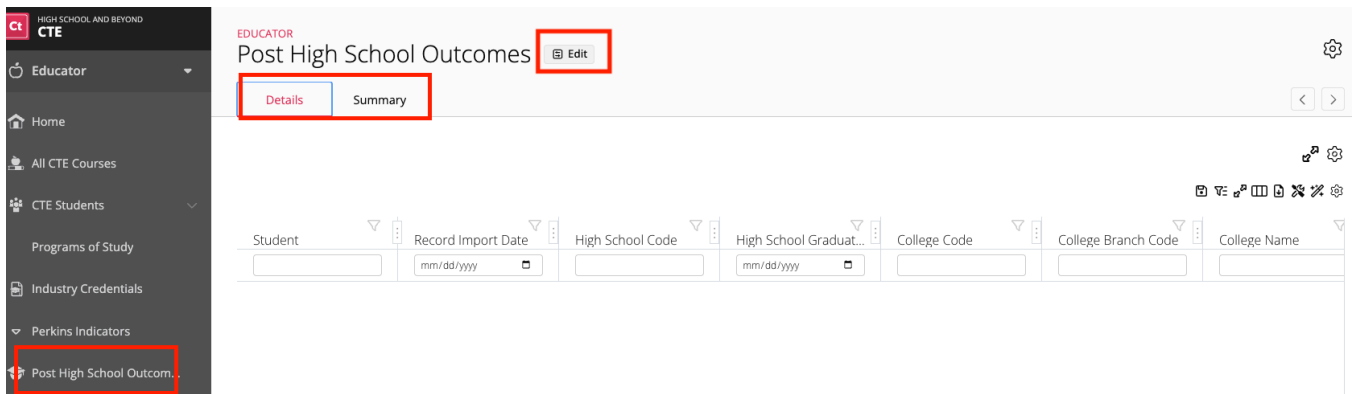
Here, you will learn how to view Career and Technical Education student information.

### View All CTE Students

**Role: Educator, Teacher**

Here, you will learn how to view all students enrolled in their CTE Designations and Involvement.

1. Start under **CTE Students** in the left navigation menu, then choose **All Students**.
  - a. Alternatively, **Teachers** may find students under My Students in the left navigation menu.
2. Click the **Edit Page Data Settings** button, located to the right of the page title, to edit the school year details. Click the field, select the checkbox for the chosen school year, and then click **Save**.
3. Enter terms in the fields at the top of each column to filter the results shown.
4. Click the **magnifying glass** next to the student's name to view further student information. (Concentrations, Enrollments, Programs of Study, Credits Earned, and Industry Credentials)



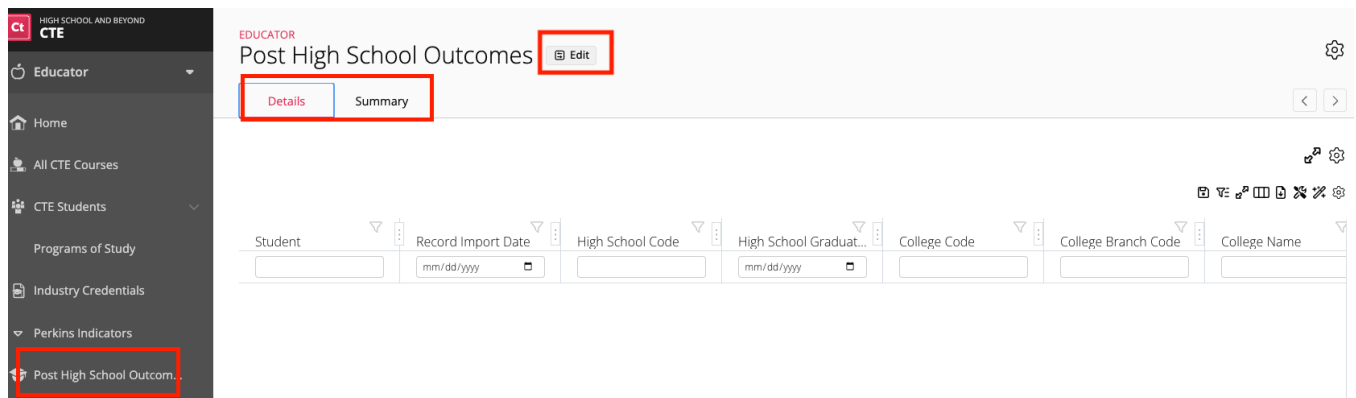
The screenshot displays the 'Post High School Outcomes' page in the SchoolData.net interface. On the left, a dark navigation menu is open, with 'Post High School Outcom...' selected. The main content area features the page title 'Post High School Outcomes' and an 'Edit' button. Below the title are 'Details' and 'Summary' tabs. A table with columns for Student, Record Import Date, High School Code, High School Graduat..., College Code, College Branch Code, and College Name is visible. The 'Record Import Date' and 'High School Graduat...' columns have date input fields with a 'mm/dd/yyyy' format and a calendar icon.

### View Student Credits

Here, you will learn how to view total student credits earned by instructional area.

**Role: Educator**

1. Start under **CTE Students** in the left navigation menu and choose **Student Credits**.
2. Click the **Edit Page Data Settings** button, located to the right of the page title, to edit the school year details. Click the field, select the checkbox for the chosen school year, and then click **Save**.



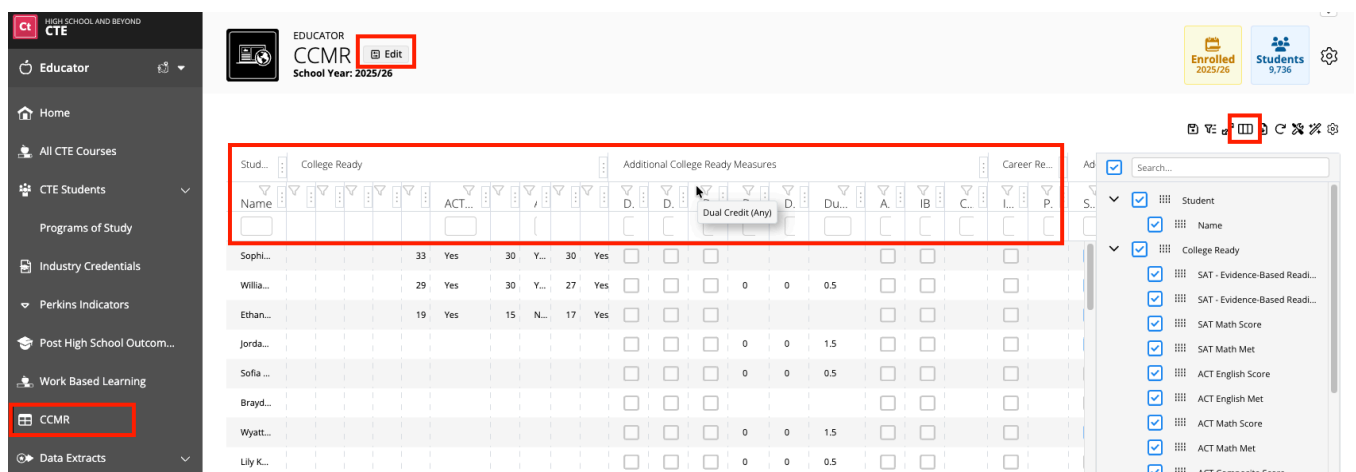
3. Enter terms in the fields at the top of each column to filter the results shown.
4. Click the **magnifying glass** next to the student's name to view further student information. (Concentrations, Enrollments, Programs of Study, Credits Earned, and Industry Credentials)

## View College, Career, Military Readiness (CCMR)

Role: Educator, Teacher

Here, you can view various student college, career, and military readiness measures.

1. Start under **CCMR** in the left navigation.
2. Use the **Edit Page Data Settings** button to the right of the page title to select page filters.
3. Use the filters at the top of each column to narrow your search.
4. Click the **Show Column Panel** button in the top right to manage the columns viewed.



Stud...	College Ready	Additional College Ready Measures										Career Re...
Name	ACT...	D...	D...	Dual Credit (Any)	D...	Du...	A...	IB...	C...	I...	P...	S...
Sophi...	33	Yes	30	Y...	30	Yes						
Willia...	29	Yes	30	Y...	27	Yes			0	0	0.5	
Ethan...	19	Yes	15	N...	17	Yes						
Jorda...									0	0	1.5	
Sofia ...									0	0	0.5	
Brayd...												
Wyatt...									0	0	1.5	
Lily K...									0	0	0.5	