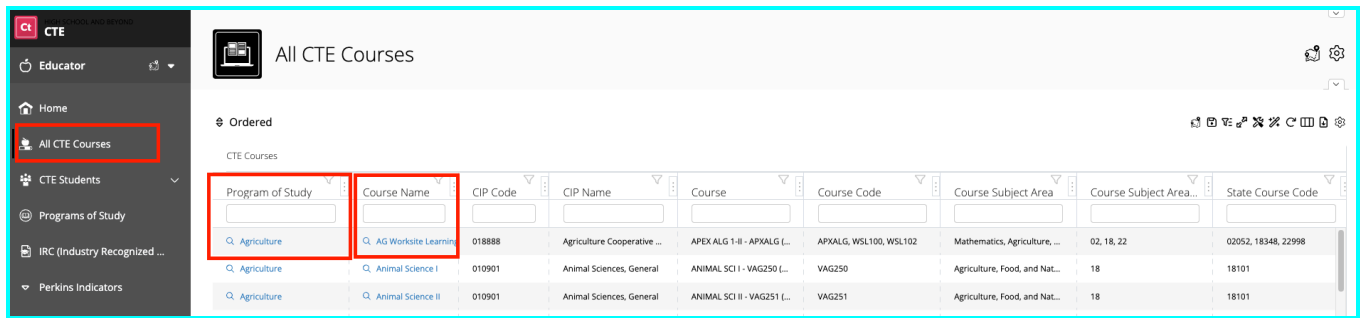


## View All CTE Courses

Here, you will learn how to view all Career and Technical Education (CTE) Courses, including a data table with specific details, CIP Code and name, course, course code, course subject area, state course code, and the Industry Certificate (IC) list.

### Role: Educator

1. Start under **All CTE Courses** in the left navigation.

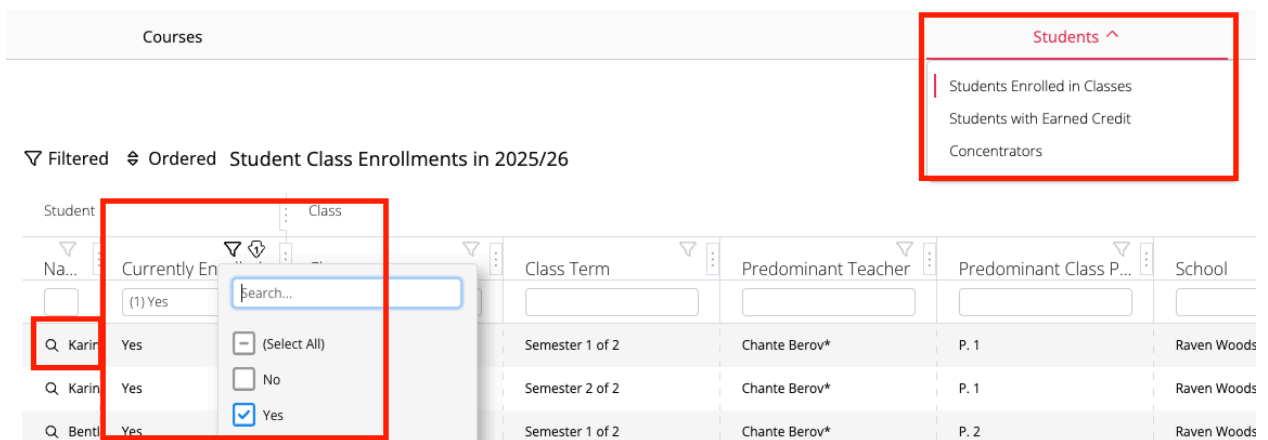


Program of Study	Course Name	CIP Code	CIP Name	Course	Course Code	Course Subject Area	Course Subject Area...	State Course Code
Agriculture	AG Worksite Learning	01888	Agriculture Cooperative ...	APEXALG 1-III - APXALG (...)	APXALG, WSL100, WSL102	Mathematics, Agriculture, ...	02, 18, 22	02052, 18348, 22998
Agriculture	Animal Science I	010901	Animal Sciences, General	ANIMAL SCI I - VAG250 (...)	VAG250	Agriculture, Food, and Nat...	18	18101
Agriculture	Animal Science II	010901	Animal Sciences, General	ANIMAL SCI II - VAG251 (...)	VAG251	Agriculture, Food, and Nat...	18	18101

2. Click the magnifying glass in the **Program of Study** column. You will be taken to the **Configure Programs of Study** page in the **Courses** tab (**Current Instructional Program Courses**).
3. You will see several subpages (tabs) across the top of the page.



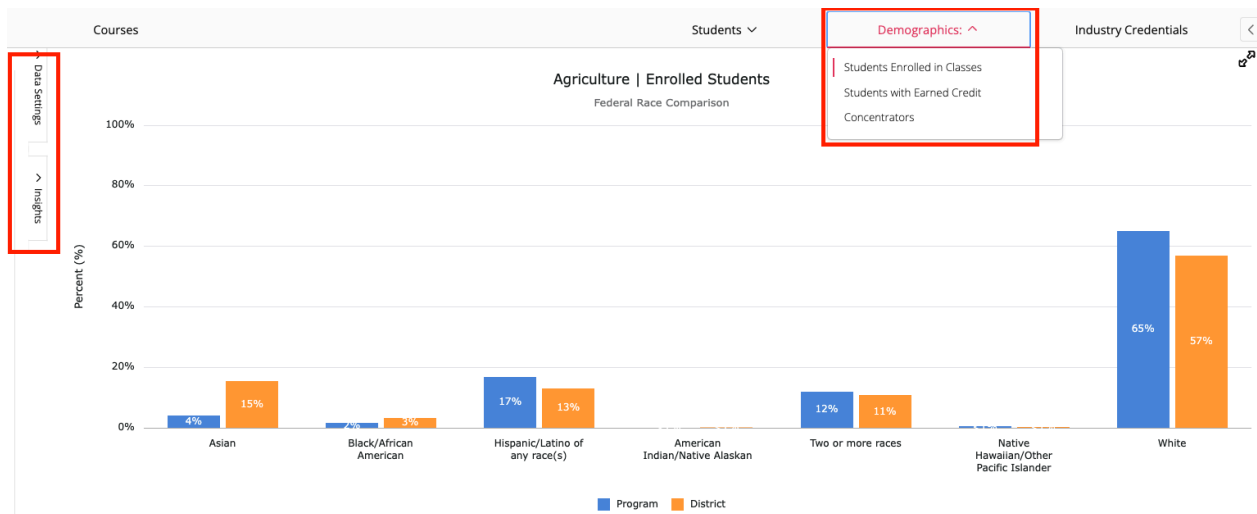
- a. **Students:** This dropdown menu allows you to choose:



Student Name	Currently Enrolled	Class	Class Term	Predominant Teacher	Predominant Class P...	School
Karin	Yes	(1) Yes	Semester 1 of 2	Chante Berov*	P. 1	Raven Woods
Karin	Yes		Semester 2 of 2	Chante Berov*	P. 1	Raven Woods
Bentl	Yes		Semester 1 of 2	Chante Berov*	P. 2	Raven Woods

- i. **Students Enrolled in Classes:** This table shows students enrolled in one or more courses associated with this Instructional Program in the current School Year. Use the **Currently Enrolled** column, filtered to **Yes**, to view students who are currently enrolled in the district. Click the **magnifying glass** in the **name** column to view further student information.

- ii. **Students with Earned Credit:** This table lists students who have earned any credits in a course associated with the Instructional Program. Click the **magnifying glass** in the **name** column to view further student information.
  - iii. **Concentrators:** This table lists students who have earned two or more credits in any course associated with this Instructional Program. Click the **magnifying glass** in the **name** column to view further student information.
- b. **Demographics:** This dropdown menu lets you select federal race comparisons and distribution charts. Use the data settings and AI Insights drawers to the left to filter and view further information.



- i. **Students Enrolled in Classes**
- ii. **Students with Earned Credit**
- iii. **Concentrators**

c. **Industry Credentials:** This table lists the **Industry Credentials**, **Code**, and whether it **Is Active**.

4. Click the **magnifying glass** in the **Course Name** column. You will be taken to the **Configure Program Courses** page in the **Industry Recognized Credentials** tab. This table includes industry-recognized certificates, their codes, and whether they are active.