



2. Check the overall **End Date** of each plan for accuracy.
3. If anything needs to be updated, click the **magnifying glass** to the left of the student's name to view the Manage Student Learning Plan page, or click the **Row Actions Gear** to the far right and select **Manage Student Learning Plan**.

The screenshot shows a table of student learning plans. The 'End Date' column is highlighted with a red box. A magnifying glass icon is highlighted next to a student's name. A 'Row Actions and Options' menu is open, with 'Manage Student Learning Plan' highlighted.

Student	Plan	Count of Courses	Is Concluded	Count of Pending Co...	Count of Parent Pro...	Start Date	End Date	Curriculum	Objectives	Le...	Row Actions
Ishten Ad			No	3	0	Thu, Aug 8, 2024	Tue, Jul 15, 2025				
Kobi AH*			No	0	0	Tue, Jan 28, 2025	Fri, Jun 13, 2025				
Kingsley Al			No	0	0	Thu, Oct 17, 2024	Thu, Jul 31, 2025				
Liam Aho*			No	50	0	Thu, Aug 1, 2024	Thu, Jul 31, 2025				
Pierce Al N			No	1	0	Thu, Aug 1, 2024	Thu, Jul 31, 2025				
Ann Sophi			No	1	0	Thu, Aug 1, 2024	Thu, Jul 31, 2025				
Amin Ayali			No	0	0	Thu, Aug 1, 2024	Thu, Jul 31, 2025				
Javen Ayda			No	1	0	Thu, Aug 1, 2024	Thu, Jul 31, 2025				

4. Click the **Details** tab at the top of the page, then update the **End Date** for each plan under the **Time Commitment** section. Changing this section will set the plan to an **unapproved** status.

The screenshot shows the 'Details' tab for a student learning plan. The 'End Date' field is highlighted with a red box.

**Time Commitment**

WAC 392-550-020 (14)  
 "Total weekly time" means the estimated average hours per school week the student will engage in learning activities to meet the requirements of the written student learning plan.

School Year: 2024/25  
 Start Date (required): Thu, Aug 8, 2024  
 End Date (required): Tue, Jul 15, 2025  
 Earliest Approval Date: Wed, Aug 28, 2024  
 Most Recent Approval Date: Tue, Sep 3, 2024  
 FTE from SIS: 100%  
 Estimated Average Weekly Hours (optional): 27.76

## Update All Subject/Course Records' End Date And Participation Status

1. Click the **Subjects/Courses** tab at the top of the page and select **SLP Courses** from the dropdown menu. Ensure that each subject or course record on the plan has an accurate **End Date**. Update courses to **Completed** or **Withdrawn** if not completed.

The screenshot shows the 'Subjects/Courses' tab. The 'SLP Courses' dropdown is highlighted. The 'Participation Status' and 'End Date' columns are highlighted. A 'Completed' dropdown is highlighted. A 'Row Actions and Options' menu is open, with 'Complete Course' highlighted.

	Ale Cours...	C.	S.	Participation Status	A.	Start Date	End Date	A.	A.	C.	C.	C.	G.	G.	S...	A...	C.	S.	Completed	Learn...	R.
	Algebra 1	Mend		In Progress	5...	Thu, Aug 8, 2024	Tue, Jul 15, 2025	O...	Appro	1...					10th	M...	A...	A...	True	Student	
	US History	Jacob		In Progress	5...	Thu, Aug 8, 2024	Tue, Jul 15, 2025	O...	Appro						10th	S...	U...	P...			
	Algebra 1	Jacob		In Progress	5...			S...	Pendi	1...					10th	M...	A...				
	Biology	Jacob		In Progress	3...			R...	Pendi	5					10th	Li...	B...				
	Computer Sci	Strau		In Progress	5...			S...	Pendi						10th	N...	G...				

- You can update subject course records one at a time by clicking on the course title or the **Row Action Gear** and selecting **Edit Course Details**. Update the **End Date** and **Participation Status** areas and click **Save**.
- You can also double-click in the Participation Status or End Date cell to edit a cell.

CERTIFICATED TEACHER: MANAGE CORE SUBJECT AREA AND COURSE

Algebra 1  
Student Learning Plan for Ashden Adriano\* | School Year: 2024/25 | Course Status: Approved


Details Activities/Objectives Evaluation/Timelines Syllabus

Dates / Times

Start Date (opt)	End Date (opt)	Average Hours per Week (opt)	Participation Status (opt)
Thu, Aug 8, 2024	Tue, Jul 15, 2025	5 #	In Progress x



- Update courses in bulk by clicking one or more **checkboxes** to the far left, clicking the **Selected Gear** in the top left, and choosing **Edit Selected Courses**. Update the **End Date** and **Participation Status** areas and click **Save**.


### SLP Courses



Selected (2)  Total Current A



- Complete Courses
- Edit Selected Courses
- Approve Courses

<input checked="" type="checkbox"/>	Algebra 1	Mend
<input checked="" type="checkbox"/>	US History	Jacob:

Grade Level (optional)  ALE Course Type (optional) 

Certificated Teacher (optional) 

Start Date (optional)  End Date (optional) 

Average Hours Per Week (optional)  Participation Status (optional) 

## Assign Grades and Credit Earned for Completed Courses (If Needed)

The Certificated Teacher can assign grades and credits earned for completed courses, course-by-course, in the **Results** section of the **Subject/Course Details** page.

CERTIFICATED TEACHER: MANAGE CORE SUBJECT AREA AND COURSE  
**Algebra 1**  
 Student Learning Plan for Ashden Adriano\* | School Year: 2024/25 | Course Status: **Approved**

Details Activities/Objectives Evaluation/Timelines Syllabus

Results

Credits Needed (optional) # Available Credits #

Earned Credits (optional) # Grade Selection (optional)

Class Term Grades (optional)

Add Record

Class Term	Credits Earned	Grade Selection	Row Actions

## Final Copy

- After all changes to the Student Learning Plan have been made, save a final copy by clicking the **Not Approved** button in the top right one last time. (This will change the button to **Approved**.)
- Click the **Tracking** tab and select **Approvals** to view the dates the SLP has been approved. Click the PDF to download a snapshot of the SLP for any approval date, showing the changes made.

← Back to All Student Learning Plans

ALE TEACHER: MANAGE STUDENT LEARNING PLAN  
 Manage SLP: "Kobi Ahl\*"  
 12th Grader at South Creek High School during the 2024/25 school year

Details Subjects/Courses Classes Tracking Weekly Contacts Monthly Progress FTE Calendar

Approvals

Not Appro...

## Conclude ALL WSLPs

Concluding WSLPs will mark any courses left in the null or 'In Progress' as withdrawn. This is the final step to wrap up the WSLP for the year.

**NOTE: Concluding WSLPs cannot be undone. If you would like to copy In Progress courses into the next school year, you must do this before concluding WSLPs.**

**Helpful Resource:** [ALE Copying "In Progress" Courses from One School Year to the Next \(Connect\)](#)

- Start under **Student Learning Plans** in the left navigation and choose **My Student Learning Plans**.
- Click the **Row Actions Gear** to the far right and select **Conclude**.

Student	Student	School Y...	Grade L...	F...	Ce...	Is Appro...	Earliest Approval ...	Most Rec...		
	Stud...	School Y...	Grade L...	F...	Ce...	Is Appro...	mm/dd/yyyy	mm/dd/yy		
<input type="checkbox"/>	Ava Ray	2024/25	9th Grade	T...	Neil...	Yes	Mon, Jul 22, 2024	Wed, Aug 28, 2024	0	14
<input type="checkbox"/>	Liz Abd...	2024/25	10th Grade	T...	Ta...	Yes	Wed, Aug 28, 2024	Wed, Aug 28, 2024	0	28
<input type="checkbox"/>	Bob Abc	2024/25	10th Grade	T...	Ta...	No			0	14
<input type="checkbox"/>	Denice /	2024/25	9th Grade	T...	Ta...	No			0	27.75
<input type="checkbox"/>	Saleh Al	2024/25	12th Grade	T...	Ta...	Yes	Wed, Aug 28, 2024	Wed, Aug 28, 2024	0	28

3. This can also be done en masse by going to the Registrar Role.
  - a. Start under **Student Learning Plans** and select **All Student Learning Plans**.
  - b. Select one or more checkboxes to the far left.
  - c. Click **Selected Gear** in the top left and choose **Conclude wSLP(s)**.

REGISTRAR: STUDENT LEARNING PL

All Student Learning Plans


Selected (4) Filtered

- Edit wSLP(s)
- Print Progress Towards Graduation
- Conclude wSLP(s)
- Print SLP Schedule(s)
- Print wSLP(s)
- Print wSLP Audit(s)

<input checked="" type="checkbox"/>	Ashden	2024/25	10th
<input checked="" type="checkbox"/>	Kobi Ah	2024/25	12th

## Printing Student Learning Plans

1. Start under **Student Learning Plans**, then choose **All Student Learning Plans** or **My Student Learning Plans**.
2. Click the **Row Action Gear**, and select one of the following:
  - a. **Print wSLP**: This will generate the current plan.
  - b. **Print wSLP Audit**: This includes all plan versions from the school year, the associated information for each subject or course, weekly contact records, and monthly progress reports. \*Intervention Plans must be printed separately.
  - c. **Print wSLP with Course Details**.

24.25 27.76 

**Row Actions and Options**

- Delete
- Manage Student Learning Plan
- Print Class Schedule
- Print Progress Towards Graduation
- Print wSLP**
- Print wSLP Audit
- Print wSLP with Course Details
- Student Spotlight

3. Each plan's evolution over the year can be downloaded via the **Download Column** link on the **Tracking > Approvals** page.

ALE TEACHER: MANAGE STUDENT LEARNING PLAN  
**Manage SLP: "Ashden Adriano\*"**  
 10th Grader at South Creek High School during the 2024/25 school year

Details Subjects/Courses ▾ Classes ▾ **Tracking ^** Weekly Contacts ▾ Monthly Progress

Approvals


Approvals Ledger

Essentials

Approval Date	Approving Person	Download	Notes
2024-09-03	Jacobsen*, Tammy	<a href="#">Ashden Adriano*_ALE Written Student Learning Plan Approval Report_9_3_2024.pdf</a>	
2024-08-28	Jacobsen*, Tammy	<a href="#">Ashden Adriano*_ALE Written Student Learning Plan Approval Report_8_28_2024.pdf</a>	

4. Plans for one or more selected students can be printed via the **All Student Learning Plans** or **My Student Learning Plans**. Use one or more **checkboxes** to the left, then click the **Selected Gear** at the top left and choose **Print wSLP(s)**.

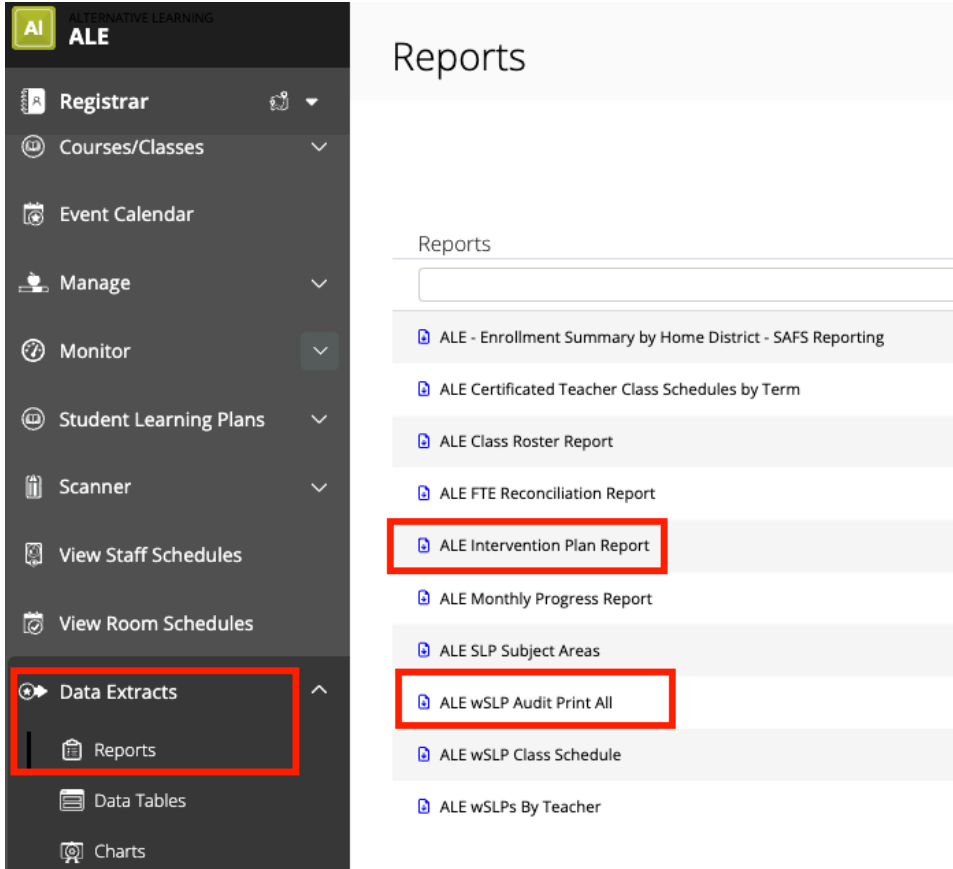
CERTIFICATED TEACHER  
**All Student Learning Plans** [Edit](#)

Selected (3)   Filtered

- Configure Selected wSLP(s) (in modal)
- Mass Approve wSLP(s)
- Print Class Schedule(s)
- Print Progress Towards Graduation
- Print wSLP(s)**

Student	School Year	Grade Level	Family	Certificated Teacher	Is Approved	Earliest Approv...
<input checked="" type="checkbox"/> Kobi Ahi*	2024/25	10th Grade	The Cox Family (8752), The...	Tammy Jacobsen*	✓	Wed, Aug 28, 2024
<input checked="" type="checkbox"/> Kingsley Aho*	2024/25	12th Grade	The Grewal Family (21813)	Deidra McCollum*	⚠	Fri, Feb 14, 2025
<input checked="" type="checkbox"/>	2024/25	12th Grade	The Abukhater Family (222...	Tammy Jacobsen*	✓	

5. Other Reports can be printed via 'Role'. Start under **Data Extracts** in the left navigation menu and select **Reports**.
  - a. **ALE Intervention Plan Report**: Run this report to print all Intervention Plans for a given school year
  - b. **ALE wSLP Audit Print All**: This report will create a downloadable file that includes all Audit reports for the school year in a single file, AND also a separate file for each wSLP



The screenshot displays the SchoolData.net interface. On the left is a dark navigation menu with the 'ALE' logo at the top. The menu items include: Registrar, Courses/Classes, Event Calendar, Manage, Monitor, Student Learning Plans, Scanner, View Staff Schedules, View Room Schedules, Data Extracts (highlighted with a red box), Reports (highlighted with a red box), Data Tables, and Charts. The main content area is titled 'Reports' and contains a search bar and a list of report options. The 'ALE Intervention Plan Report' and 'ALE wSLP Audit Print All' items in the list are highlighted with red boxes.

**Navigation Menu:**

- AI ALTERNATIVE LEARNING ALE
- Registrar
- Courses/Classes
- Event Calendar
- Manage
- Monitor
- Student Learning Plans
- Scanner
- View Staff Schedules
- View Room Schedules
- Data Extracts**
- Reports**
- Data Tables
- Charts

**Reports Page:**

Reports

Reports

- ALE - Enrollment Summary by Home District - SAFS Reporting
- ALE Certificated Teacher Class Schedules by Term
- ALE Class Roster Report
- ALE FTE Reconciliation Report
- ALE Intervention Plan Report**
- ALE Monthly Progress Report
- ALE SLP Subject Areas
- ALE wSLP Audit Print All**
- ALE wSLP Class Schedule
- ALE wSLPs By Teacher