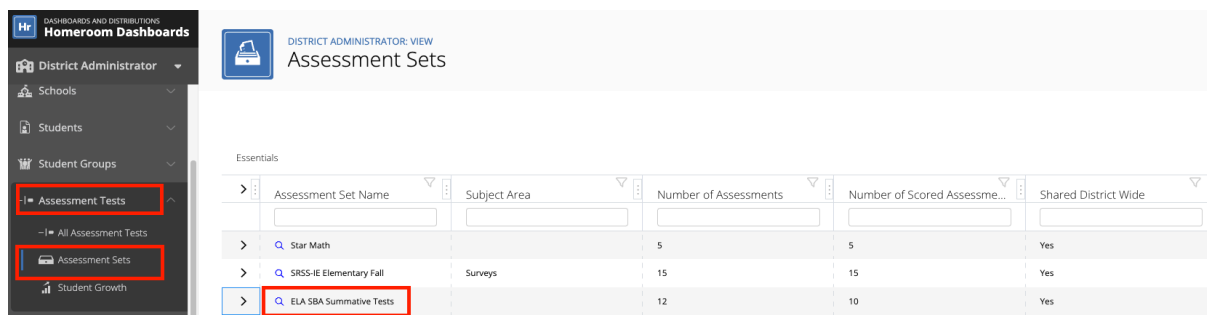


Steps to View Performance Level Scores in a Set (Connect)

With the Assessment Set Feature and the Performance Level Scores display, users can analyze student assessment data even when scores are on different scales. The normalized performance level score converts a raw score to a corresponding performance level, facilitating more straightforward comparisons across various assessments.

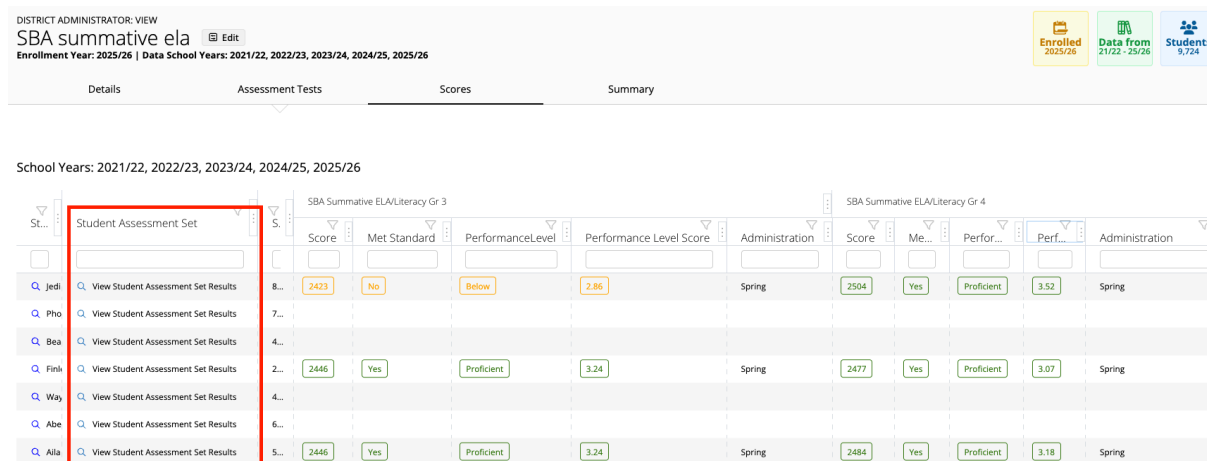
The normalized score reflects a score's position within its range. For instance, a score of 267 lies halfway between the Level 2 and Level 3 cut scores. Its normalized score would be 2.5.

1. Navigate to a container on the Homeroom Dashboard containing Assessment Sets for students.
 - a. Start under **Assessment Tests** in the left navigation and select **Assessment Sets**.
 - b. Click the **magnifying glass** in the **Assessment Set Name** column. If you do not see the Assessment set you want, you can create your own. **Helpful Resource:** [Creating and Managing Assessment Sets \(Connect\)](#)



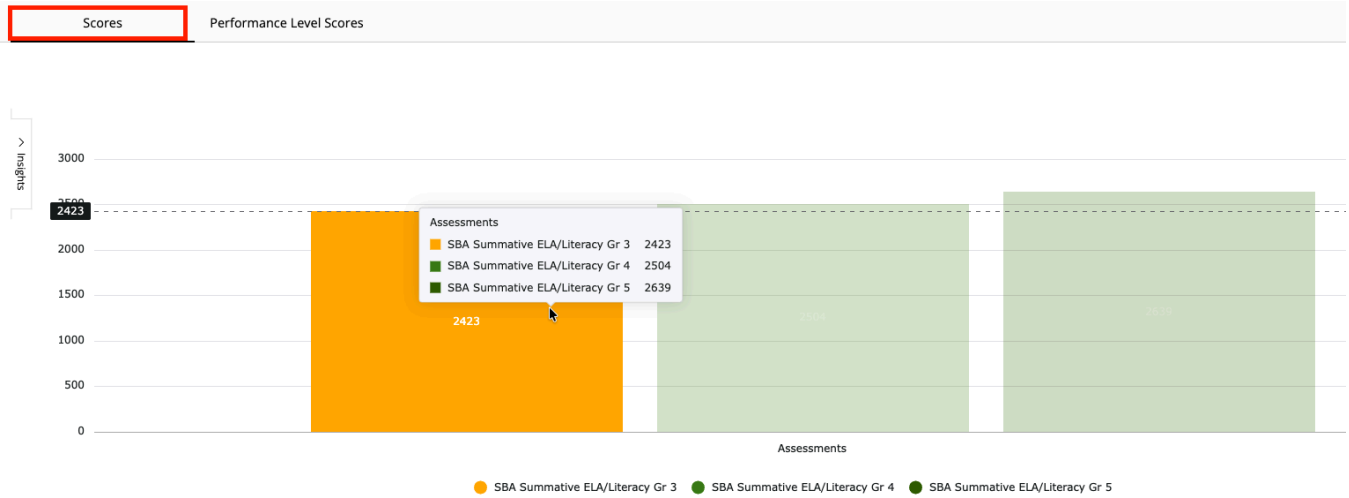
Assessment Set Name	Subject Area	Number of Assessments	Number of Scored Assesse...	Shared District Wide
Star Math		5	5	Yes
SRSS-IE Elementary Fall	Surveys	15	15	Yes
ELA SBA Summative Tests		12	10	Yes

2. You will see the **assessment set** module defaulted to the **Scores** tab at the top of the page. Here you can view assessment sets' Score, Met Standard, Performance Level, Performance Level Score, and Administration by grade level. Customize (hide/show) columns via the **Show Column Panel** icon in the top right. **Helpful Resource:** [Data Table Displays](#)
3. To view an individual's scores and performance levels for the assessments set, click **View Student Assessment Set Results** in the **Student Assessment Set** column.

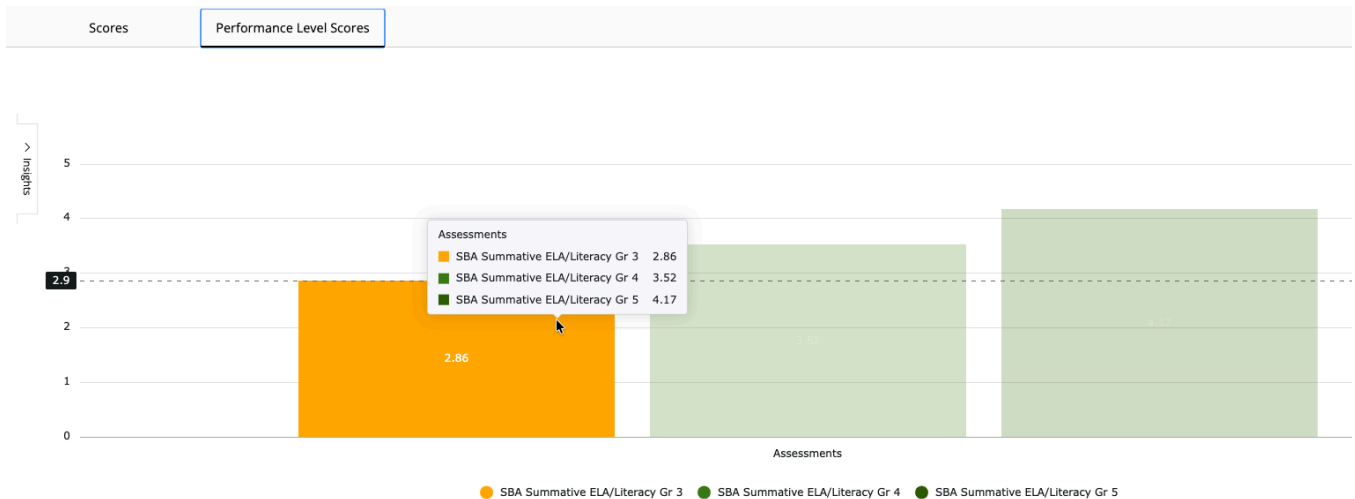


Student	Score	Met Standard	PerformanceLevel	Performance Level Score	Administration	Score	Me...	Perfor...	Perf...	Administration
Jedi	2423	No	Below	2.86	Spring	2504	Yes	Proficient	3.52	Spring
Pho										
Bea										
Fink	2446	Yes	Proficient	3.24	Spring	2477	Yes	Proficient	3.07	Spring
Way										
Abe										
Alla	2446	Yes	Proficient	3.24	Spring	2484	Yes	Proficient	3.18	Spring

4. You will see the **View Student Assessment Set** page in the **Scores** tab to view assessment results.



5. Click the **Performance Level Scores** tab at the top of the page to view performance level scores.



6. Hover over any bar in the chart to view further detailed information.

7. For more on Performance Level Scores, you can also reference: [Homeroom Dashboards: Student Growth Dashboard \(Connect\)](#)