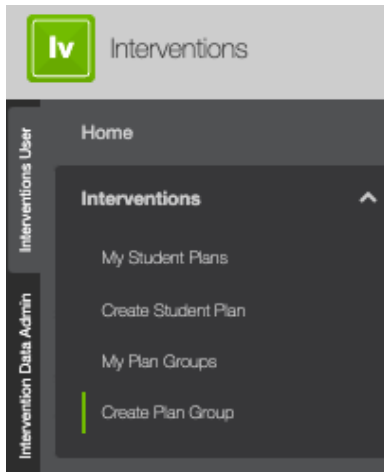


Group Intervention Plans Guide V2

Users can create individual Intervention Plans for a group of students. Group plans create a similar plan for each student in the group, which can be managed individually.

CREATING A GROUP PLAN (Details Tab)

1. From the left navigation screen, select **Create Plan Group (Details)**



2. Fill in the **Plan Group Label** field. Name the plan for the group of students you are creating plans for.

Group Update Intervention Plan Details

^ Plan

Group Label (required)

^ Parties

These selections are required. Who is this intervention plan for and who will be responsible for following through with it?

[hide instructions](#)

Students (optional) [Select](#)

Responsible Educator (required) .. [Select](#)

Supplemental Educat... (optional) [Select](#)

Student Group (optional) [Select](#)

Notify Responsible Educator on Enrollment Change

3. In the **Parties** section, select the **Students** or **Student Group** the interventions are for, and the **Responsible Educator** in charge.
4. If applicable, select **the Supplemental Educators** who need to see or be involved in the plan.

- Check the box to **Notify the Responsible Educator on Enrollment Change** if needed. Remember, the students you see are based on your role and permissions.
- In the **Intervention/Support Type** section, select the **Targeted Conditions** and the **Intervention/Support**. Each drop-down menu is customizable to your school district's needs.

Intervention/Support Type ^

Targeted Condition <small>(required)</small> <input style="width: 90%; border: 1px solid #ccc;" type="text" value="Courses"/>	Intervention/Support <small>(required)</small> <input style="width: 90%; border: 1px solid #ccc;" type="text" value="ELA intervention class"/>
--	---

- In the **Start/End Date** section, enter a **Start Date** and an **End Date** for the interventions. You can also add specifics in the **Detailed Schedule Information** section.
- In the **Check-In** section, enter the **Frequency** and **Duration** for how often the student and educators will meet to monitor the intervention. A **Label** will be automatically generated. Edit and add a brief **Description** if applicable.

Start/End Date instructions ^

Start Date <small>(required)</small> <input style="width: 90%; border: 1px solid #ccc;" type="text" value="Jan 17, 2020"/>	Detailed Schedule Information <small>(optional)</small> <input style="width: 95%; border: 1px solid #ccc;" type="text" value="5th period each day"/>
End Date <small>(required)</small> <input style="width: 90%; border: 1px solid #ccc;" type="text" value="Jun 1, 2020"/>	

Check-In instructions ^

Frequency <small>(optional)</small> <input style="width: 90%; border: 1px solid #ccc;" type="text" value="Daily"/>	Duration <small>(optional)</small> <input style="width: 90%; border: 1px solid #ccc;" type="text" value="60 minutes"/>
---	---

Description instructions ^

Label (required)

- Click the **Save & Continue** from the drop-down menu in the top right corner.

Undo
Save
▼

Save & Continue

Save & Exit

- Click **Next** to move to the next tab.

Close

Next

Students

1. The **Individual Student Learning Plans** are listed by the students selected in the student group on the previous page. You can edit individual plans from this page using the **Row Actions & Options Gear** to the right.

Details **Students** Goals Assessments Accommodations Commitments

Individual Student Learning Plans

Intervention Plans Data Admin Group Plan Edit Students (740 records)

Student	Plan	Description	Start Date	End Date	
Chapin*, Cyntillia	TEST by Classified #1 ...		Mar 16, 2023	Mar 17, 2023	
* Leopold	TEST by Classified #1 ...		Mar 16, 2023	Mar 17, 2023	
Padmavilason*, Serina	TEST by Classified #1 ...		Mar 16, 2023	Mar 17, 2023	
Banuelos Gonzalez*, Raja	TEST by Classified #1 ...		Mar 16, 2023	Mar 17, 2023	
Goga*, Neelu	TEST by Classified #1 ...		Mar 16, 2023	Mar 17, 2023	
Maggiore*, Rian	TEST by Classified #1 ...		Mar 16, 2023	Mar 17, 2023	

Row Actions & Options

- Edit
- Add Communication
- Add Progress Note
- Print

2. Each column has an options gear that lets you sort or filter the information.

Cora Aceves* by Rodolfo Almon* Close Next

Details Goals **Assessments** Accommodations Communications Commitments

Intervention Plan Goals instructions

1 Intervention Plan Goals Add Goal

Goal	Recorded By	Last Edited By	Last Edited ...	Goal Area	Goal	Notes
Goal 1	shayla.engle	shayla.engleson	Jan 15, 2020	Courses	Improve test sc...	Student score ...

1 Progress Logs

Recorded By	Reco	Edited By	Last Edited On	Progress	Notes
shayla.engleson	2020-0	ngleson	2020-01-15T22:07:2...	Some Progress	Student has improv...

Column Actions & Options

- Sort Ascending
- Sort Descending
- Filter
- Pin Left
- Pin Right

3. Click **Next** to move to the next tab.

Goals

1. Select **Add Record**.

Details Students **Goals** Assessments Accommodations Commitments

Group Intervention Plan Goals instructions

Intervention Plan Group Goals (0 records) Add Record

No data to display.

2. Select a **Goal Area** and a **Goal** for the plan. Multiple goals can be added to a single group intervention plan and then applied to specific students in the group.
 - a. If you would like to add a specific goal for a student, use the **Individual Student Plans** section.
 - i. Click **select**, then click the **check mark** next to the student's name.
 - ii. Once complete, click **Add Individual Student Plan**, then **Add**.
 - b. Leave this section blank if all students in the group plan qualify for each goal.

Add Goal



Intervention Plan Group Goal ^

Goal Area (required) Select

ELA ×

Goal (required) Select

ELA Intervention Plan 1 ×

Individual Student Plans (optional) Select

Goal Notes (optional)

Leave Individual Student Plans blank and the goal will be added to the entire group of students.

Add Goal



Intervention Plan Group Goal ^

Goal Area (required) Select

Courses ×

Goal (required) Select

Improve Organization Skills ×

Individual Student Plans (optional) Select

Chasidy Ochoa-Alejandre, Justy Alvarez: All students 2019/20 by Justy Alvarez* - Courses - Check in / Check out ×

Brent Sander, Justy Alvarez: All students 2019/20 by Justy Alvarez* - Courses - Check in / Check out ×

Matt Murphy, Justy Alvarez: All students 2019/20 by Justy Alvarez* - Courses - Check in / Check out ×

Bodie Bradley, Justy Alvarez: All students 2019/20 by Justy Alvarez* - Courses - Check in / Check out ×

Goal Notes (optional)

The selected students will have both group goal and this individual goal. |

3. All selected goals will then be displayed. Use the caret next to the Goal Area to expand the goal section. Use the **Row Actions & Options** gear to add a **Progress Log**. Since group plans allow individual plans to be

managed, educators can add Progress Notes to each student's goal throughout the year. The progress log will display when expanding the goal section. Click the **Next** button to move to the next tab.

Group Intervention Plan Goals instructions

Intervention Plan Group Goals (1 records) Add Record

Goal Area	Goal	Notes
TEST GOAL SUBJECT	TEST GOAL SELECTION	

Progress Logs (records)
No data to display.

Row Actions & Options

- Add Progress Log
- Edit
- Delete

Add Record ✕

Goal Progress Log ^

Progress (required) Select

Goal Achieved ✕

Notes (required)

Goal 1	teri.larew, teri.la...	Mar 16, 2023	teri.larew, teri.la...	Mar 16, 2023	Behavior	Exhibit proper b...
Progress Logs (1 records)						
Recorded By	Recorded On	Last Edited By	Last Edited On	Progress	Notes	
teri.larew, teri.larew	2023-03-16T19:28:5...	teri.larew, teri.larew	2023-03-16T19:28:5...	Some Improvement	work has improved	

4. Each column has an **options gear** that lets you sort or filter the information.

Cora Aceves* by Rodolfo Almon* Close Next

[Details](#) [Goals](#) [Assessments](#) [Accommodations](#) [Communications](#) [Commitments](#)

Intervention Plan Goals instructions

1 Intervention Plan Goals Add Goal

Goal	Recorded By	Last Edited By	Last Edited ...	Goal Area	Goal	Notes
Goal 1	shayla.engle...	shayla.engleson	Jan 15, 2020	Courses	Improve test sc...	Student score ...
1 Progress Logs						
Recorded By	Reco	Edited By	Last Edited On	Progress	Notes	
shayla.engleson	2020-4...	ngleson	2020-01-15T22:07:2...	Some Progress	Student has improv...	

Column Actions & Options

- Sort Ascending
- Sort Descending
- Filter
- Pin Left
- Pin Right

- The action gear at the top of the container lets you choose which columns to display.

Intervention Plan Goals instructions

2 Intervention Plan Goals

[Add Goal](#) 

Goal	Recorded By	Data Table Actions & Options		
▼ Goal 1	shayla.engleson	Display Options ^ Display as <input type="text" value="Table Columns"/>	Columns / Properties ^ <input checked="" type="checkbox"/> Goal <input checked="" type="checkbox"/> Recorded By <input checked="" type="checkbox"/> Recorded On <input checked="" type="checkbox"/> Last Edited By <input checked="" type="checkbox"/> Last Edited On <input checked="" type="checkbox"/> Goal Area	Grouping/Arrangement ^ Filter on Match Conditions Arrange Columns Order Rows
▼ Goal 2	shayla.engleson			

Assessments

- Assessments can be selected to provide additional data related to the plan's criteria or the student's current performance level. Select **Add Assessments** to go through the menu of possible assessment information to add to the interventions. Once you have selected all desired assessments, click **Add Assessments**.

[Details](#)
[Students](#)
[Goals](#)
[Assessments](#)
[Accommodations](#)
[Commitments](#)


Group Intervention Plan Assessments instructions

[Add Assessments](#) 

Assessments (1 records)  




Assessments

Configure Group Assessment Tests

[Ok](#) 

Assessments (required) [Select](#)

 Specific Student Plans (optional) [Select](#)

STAR Math Gr 5 Winter-SS/SBA BMark  STAR Reading Gr 5 Spring-SS/SBA BM...  STAR Math Gr 5 Fall-SS/SBA BMark 	
---	--

- Above each column are hidden options, such as filters. This lets you quickly search for an assessment. Use the check mark next to the assessment to select the test. Once you have selected all desired assessments, click **Add**.

Select Assessments ✕

540 Assessments Filtered ⚙️

✓	Name	Is Pass Fail	Subject Area	Is Child Test	Parent As...	Correspo...	Family	Scope
✓	STAR Reading Gr 1 Fall-Scale Sco		ng	No		STAR Readin...	STAR	District
✓	STAR Reading Gr 1 Fall-Percentil		ng	Yes	STAR Readin...		STAR	District
✓	STAR Reading Gr 1 Fall-Grade Eq...	raise	reading	Yes	STAR Readin...		STAR	District
✓	STAR Reading Gr 1 Fall-Normal C...	false	Reading	Yes	STAR Readin...		STAR	District
✓	STAR Reading Gr 1 Fall-Lexile Be...	false	Reading	Yes	STAR Readin...		STAR	District
✓	STAR Reading Gr 2 Fall-Scale Sco...	false	Reading	No		STAR Readin...	STAR	District
✓	STAR Reading Gr 2 Fall-Percentile...	false	Reading	Yes	STAR Readin...		STAR	District

1 - 50 of 540 Page 1 of 11 50 per page

3. Click the **Next** button to move to the next tab.

Accommodations

1. Select **Add Record** to go through the menu of possible student accommodations to add to the interventions. Once you have selected the accommodation(s), click **Add Accommodations**, then **Add**.

Details Students Goals Assessments **Accommodations** Commitments

Group Intervention Plan Accommodations instructions

Intervention Plan Group Accommodations (0 records) Add Record ⚙️

No data to display.

2. In the individual student plan section, leave blank if you want it applied to all students in the student group. Or select individual students for the specific accommodation(s). Click the **Next** button to move to the next tab.

 Add Accommodation Add ✕

Group Accommodations ^

Accommodations (optional) Select

- Call Parents before marking as absent and or tardy ✕
- Add example items to support ELLs who have little experience w... ✕
- Allow student to read directions aloud, in an area where it does ... ✕

Individual Plans (optional) Select

- Sydney Lugo Cerda, Justy Alvarez: All students 2019/20 by Justy A... ✕
- Isaias Mazie, Justy Alvarez: All students 2019/20 by Justy Alvarez*... ✕
- Kyree Zomerdyk, Justy Alvarez: All students 2019/20 by Justy Alve... ✕
- Bobby Vaca Ramirez, Justy Alvarez: All students 2019/20 by Justy ... ✕

Commitments

1. Select **Add Record** to review the menu of possible intervention commitment options. Once you have selected the method(s) of commitment, click **Add Commitments**. Click the **Next** button.

[Details](#)
[Students](#)
[Goals](#)
[Assessments](#)
[Accommodations](#)
[Commitments](#)

Group Intervention Plan Commitments instructions

Intervention Plan Groups Commitments (0 records) [Add Record](#)

No data to display.

Add Commitment



Intervention Plan Commitments ^

Commitments (required) [Select](#)

Provide parent with frequent reports on the child's progress through progress reports, report cards, annual parent/teacher conferences, stude... x

VIEWING GROUP PLANS

To view the group plans you have created, click **My Plan Groups** from the left navigation bar. Listed are the different sets of group intervention plans you have created. You can **Edit**, **Delete the Group Plan**, and **Delete Included Individual Plans** from this page using the **Row Actions & Options** gear on the right-hand side.

Intervention Plan Groups By Application User (1 records) Filtered

Label	Creator Name	Responsible Educator	School Year
TEST	teri.larew teri.larew	Classified #1 % Replace	2022/23

Row Actions & Options

- Edit
- Delete - Group Plan
- Delete - Include Individual Plans