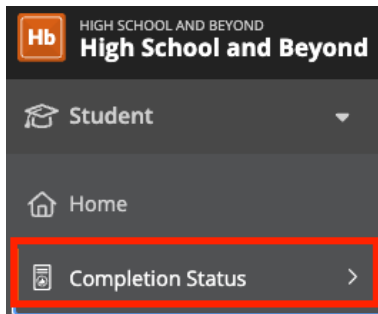






High School and Beyond Student Guide CONNECT

Access Your Task Page/Completion Status

1. Start under **Completion Status** in the left navigation menu.



2. A popover window defaults to the **High School and Beyond Tasks** screen view, which shows the student's progress within the High School and Beyond applications. **Note:** This page also allows movement to various applications, as listed in the tabs across the top of the page. (Career Planner, Four-Year Plan, Graduation Monitor, Future Ready Skills, Readiness Profile) Focus on your Grade Level Column (unless instructed otherwise).
3. An indicator in the top right corner will indicate whether the plan is **complete/not**.
4. To print the High School and Beyond Plan, click **Print Report** in the top right corner.
5. To complete an activity, click on the title. It will open a new pop-up window. Close the pop-up window by clicking the "x" to return to the original task summary page.
6. To the right of the task are the following icons.

	Red check mark: This indicates Revisions Requested .
	Green check mark: This indicates the task has been approved .
	Communication Message: This will open the Communication Messages by Task popover window.
	Question Mark: This indicates instructions .

7. Hover over the **gray "?" icon** to the right of the task and click **Mark Complete**. It will turn orange, indicating that it is either **Completed or Pending Review**. This is an indicator for your Educator that you have finished the activity, and it is pending their approval.

High School and Beyond ▾ Career Planner ▾ Create Four Year Plan Graduation Monitor ▾ Future Ready Skills ▾ Readiness Profile

⚠ PLAN NOT COMPLETE Print Report

Tasks

Middle School	9th Grade	10th Grade	11th Grade	12th Grade
Community Goals	Career Goals	Career Goals	Career Goals	Budgeting with Reality Check
Educational Goals	Career Research	Community Goals	Community Goals	Career Goals
Four Year Course plan	Community Goals	Educational Goals	Cover Letter	Community Goals
Graduation Pathway	Educational Goals	Personal Goals	Educational Goals	Cover Letter
Personal Goals	Personal Goals	Resume	Personal Goals	Educational Goals
			Resume	Postsecondary plan
				References
				Resume

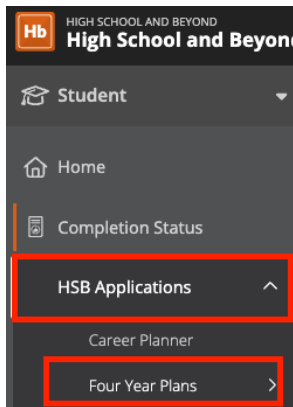
Self-Assessments

Middle School	9th Grade	10th Grade	11th Grade	12th Grade
Interests	Interests			Interests
Preferences	Preferences			Preferences
Skills	Skills			Skills

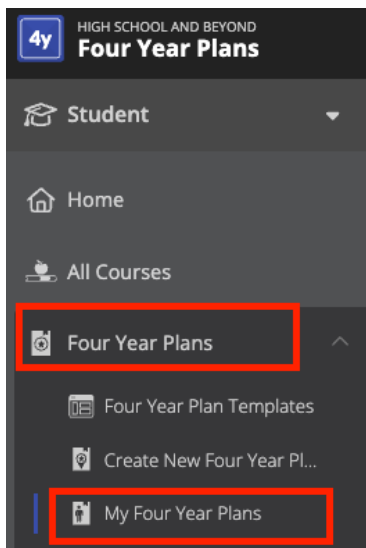
Access your Four-Year Plan

Here, you will learn how to access your four-year plan.

1. Start under **HSB Applications** in the left navigation menu and choose **Four-Year Plans**.



2. A new web tab will open in the **Four-Year Plans Application**.
3. Select **Four Year Plans** in the left navigation menu and choose **My Four Year Plans**.

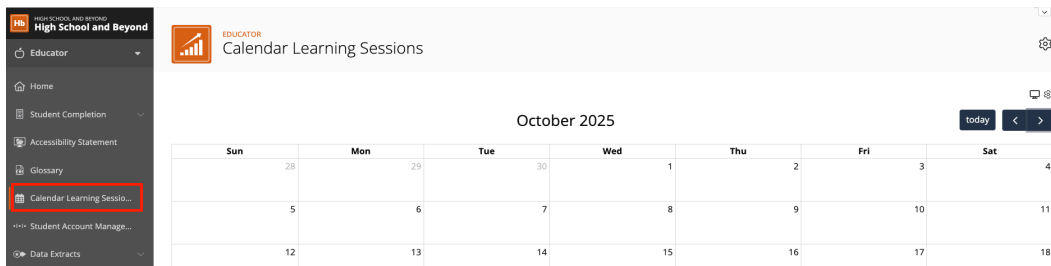


4. You will see a data table of all the plans you have created.
5. Click the **magnifying glass** next to the plan name to open the plan to review or manage. If the plan is **unlocked**, you may edit it. Click **Save** in the bottom right when finished.

Review Calendar Learning Sessions

Here, you will learn to explore upcoming events using the calendar.

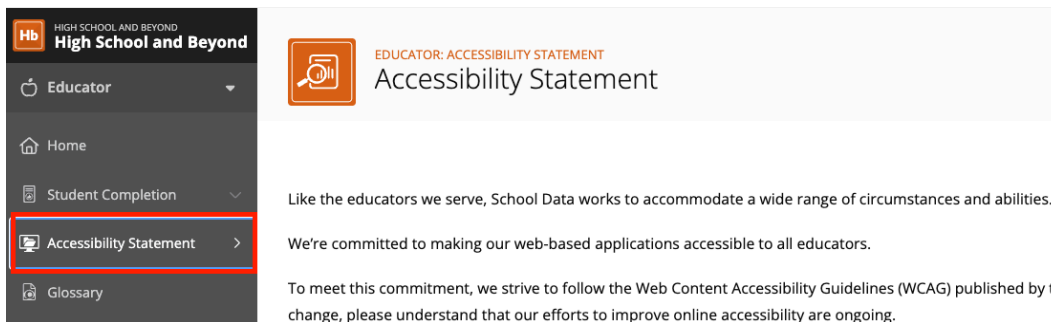
1. Start by navigating to **Calendar Learning Session** in the left navigation menu.
2. Click on an **event** to see details.
3. Click the **“X”** in the top right to close the window and return to the calendar.



Sun	Mon	Tue	Wed	Thu	Fri	Sat
28	29	30	1	2	3	4
5	6	7	8	9	10	11
12	13	14	15	16	17	18

Accessibility Statement

This page contains the **Accessibility Statement** relevant to all user roles. Click **Accessibility Statement** in the left navigation menu to review.



EDUCATOR: ACCESSIBILITY STATEMENT

Accessibility Statement

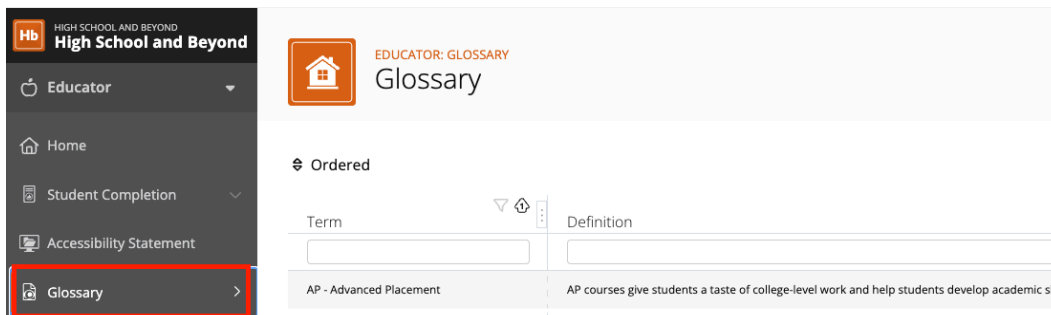
Like the educators we serve, School Data works to accommodate a wide range of circumstances and abilities.

We're committed to making our web-based applications accessible to all educators.

To meet this commitment, we strive to follow the Web Content Accessibility Guidelines (WCAG) published by the change, please understand that our efforts to improve online accessibility are ongoing.

Glossary

This page contains details regarding the verbiage used in High School and Beyond. Click **Glossary** in the left navigation menu to review.



EDUCATOR: GLOSSARY

Glossary

Ordered

Term	Definition
AP - Advanced Placement	AP courses give students a taste of college-level work and help students develop academic skill