

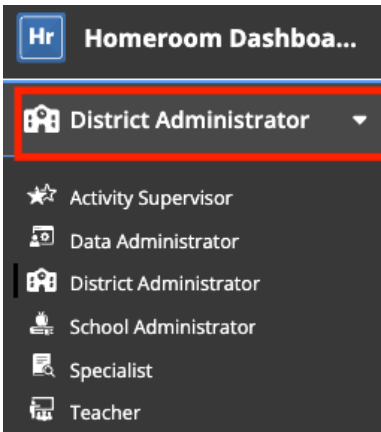
## Homeroom Dashboard Selection (Connect)

### Dashboard Role Selection

Select your role from the dropdown menu in the left navigation.

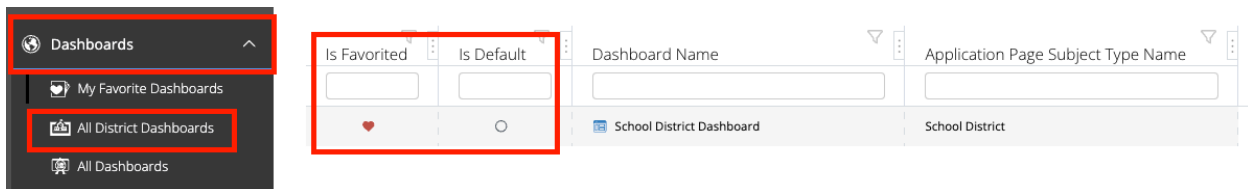
**Helpful Resource: Roles and Permissions**

<https://support.schooldata.net/hc/en-us/articles/13589932456979-Roles-and-Permissions>

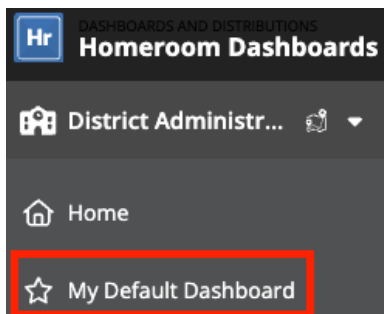


### Dashboard Selection

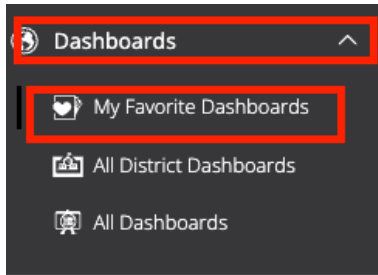
1. Start under **Dashboards** in the left navigation menu and choose **All Dashboards**.
2. Select the dashboard you want to set as your default and click the **empty circle** in the **Is Default** column. You can also select a favorite dashboard by clicking the **Heart icon** under the **Is Favorited** column.



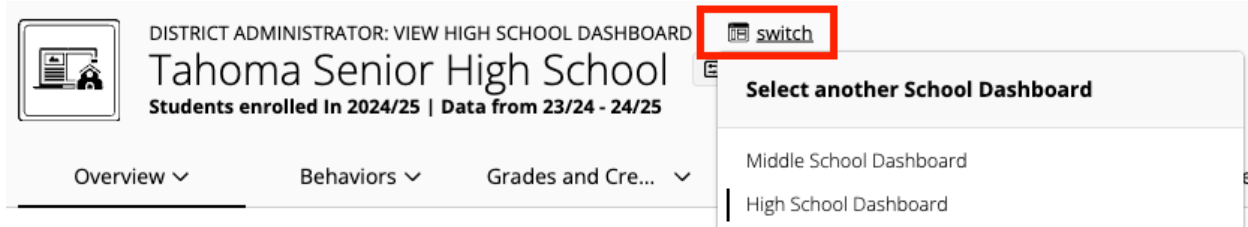
3. Locate and open your default dashboard at any time by navigating to **My Default Dashboard** in the left navigation menu.



4. Locate and open your favorite dashboards at any time by navigating to **Dashboards** and then selecting **My Favorite Dashboards**.



5. You can change your dashboard selection at any time by clicking "**Switch**" next to the dashboard title.



**Helpful Resource:** Edit Dashboard Data Settings and Student Groups (Connect)

<https://support.schooldata.net/hc/en-us/articles/43349939071507-Edit-Dashboard-Data-Settings-and-Student-Groups-Connect>