

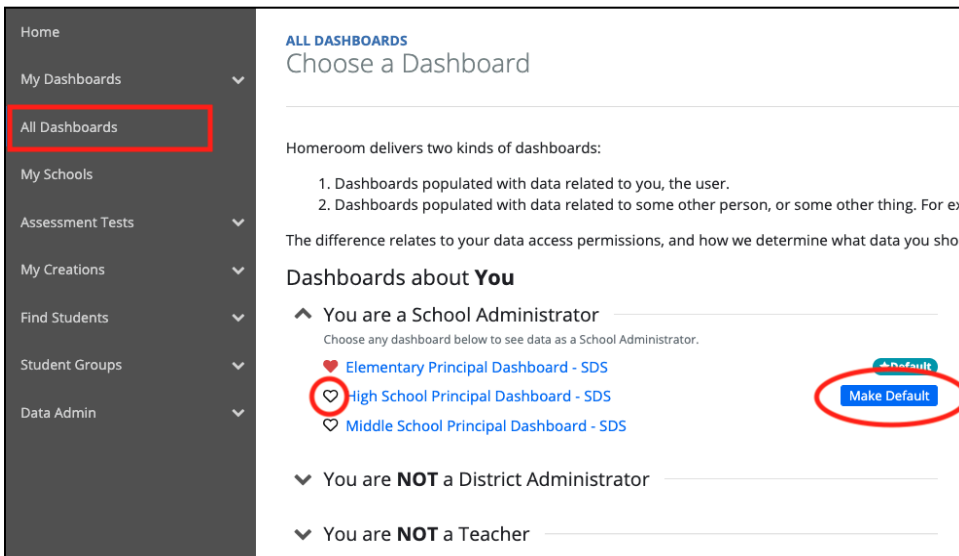
Identifier Data Tables V2

Data Tables are a fast and easy method to generate multiple data sets using basic data input selections. Like Data Grids, Data Tables are comprehensive spreadsheets composed of data columns to present information.

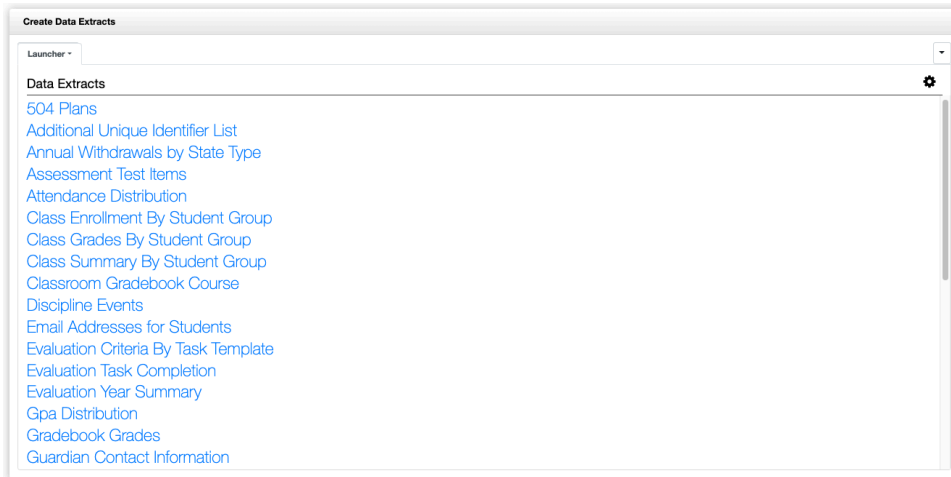
Identifier Data Tables allow you to download a list of students in a group in a CSV/Excel file. The file may then be downloaded and distributed for further manipulation, combined with other data, for record-keeping purposes, or for any other intended use.

ACCESSING DATA TABLES

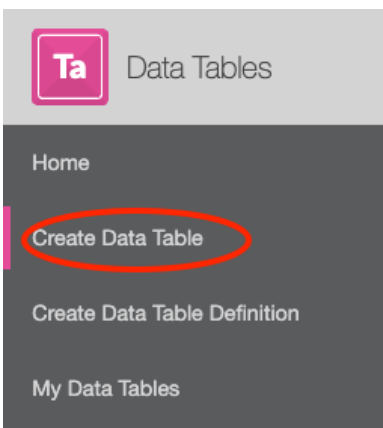
Navigate to Homeroom Dashboards and select the **SDS dashboard you want to use**. NOTE: Refer to the "[Homeroom Dashboards - Basic Dashboard Navigation](#)" help article for instructions on accessing various dashboards.



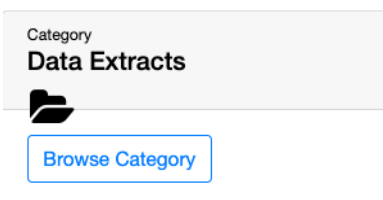
Scroll to the bottom of your dashboard to find the **Create Data Extracts Container** and select your chosen Data Table.



Alternatively, Data Tables can be accessed by navigating to the Data Tables App within the Data Extracts Bundle and clicking "**Create Data Table**" from the left-hand navigation menu.



Next, select **Browse Category** from **Data Extracts**, search for your chosen Data Table, and select **Build Table**.



504 PLANS

Download a spreadsheet to view 504 plans by the student group.

Select a **Student Group** (optional) and **School Year** (optional), then click **Save and Generate to Save & Name** OR click the **Actions Gear** to Download the Data Table.

DATA ADMIN :: BUILD DATA TABLE
 504 Plans

Save and Generate

 Actions ▾
 Description
 ✓ Save and Generate
 Download Data Table

Please Make a Selection for All Required Fields

Student Group (optional) Select
 School Year (optional) Select ▾

	A	B	C	D	E	F	G	H	I	J	K
1	Student Last Name	Student First Name	Grade	Class Period(s)	504 Coordinator	Implementation Date	Annual ReviewDate	Re-evaluation Date	Area of Disability	Accommodation	Accommodation Notes

ADDITIONAL UNIQUE IDENTIFIER LIST

Download a spreadsheet to view a list of unique identifiers by student group.

Choose Selections:

- **Student** - Birth Date, Grad Requirement Base Year, Email Address, Primary Mailing Address, Primary Physical Address, Advisor
- **Identifiers** - Student ID, SSID, External Application ID, Other ID
- **Current Enrollment** - Grade Level, Predominant School, Currently Enrolled Status, Current GPA, Earned Credits, Failed Credits
- **Demographics** - Gender, Federal Ethnicity/Race, Other Races, Student Languages, Native Language, Home Language
- **Services** - 504, Bilingual Education, Gifted, LAP Language Arts, LAP Math, LAP Reading, Special Education, Title 1 Reading
- **Risk** - Current Gradebook D's and F's, Days Absent Past 14 Days, HS Credits-On Track for Graduation, MS Missing Assignments, Prior Year Absences, Risk Index-Elementary School, Risk Index-Middle School, Risk Index-High School, SBA Summative Mathematics

Select a **Student Group**, **Additional Unique Identifiers (Other ID or External Application ID)**, and **Choose Selections**, then click [Save and Generate](#) to [Save & Name](#) or [Download XLSX](#)

 DATA ADMIN :: BUILD DATA TABLE
 Additional Unique Identifier List

Save and Generate

 Actions ▾

Please Make a Selection for All Required Fields

Student Group (required) Select
 Additional Unique Identifiers (required) Select

	A	B	C	D	E	F	G	H	I	J	K	L	M
1	Student	Current Enrollment					Demographics		Services	Student		Demographics	Identifier
2	Grad Requirement I Advisor	Grade Level	Current GPA	Earned Credits	Failed Credits	Gender	Federal Ethnicity/Race	Special Education	First Name	Last Name	Federal Race	Other Id	

EMAIL ADDRESSES FOR STUDENTS

Download a spreadsheet of email addresses associated with a student by email address type.

Select a **Student Group** and **Email Address Type** (optional), then click **Save and Generate** to **Save & Name**, **Download XLSX**, or **Download Validation Workbook**.

DATA ADMIN :: BUILD DATA TABLE
 Email Addresses for Students



Please Make a Selection for All Required Fields

Student Group (required) Select	Email Address Type (optional) Select
<input type="text"/>	<input type="text"/>

	A	B	C	D	E	F	G
1	Student First Name	Student Last Name	SSID	Current Grade Level	Current Predominant School	Email Address	Email Address Type

GUARDIAN CONTACT INFORMATION


Download a spreadsheet of guardian contact information for a group of students.

Choose Selections:

- **Student** - Birth Date, Grad Requirement Base Year, Email Address, Primary Mailing Address, Primary Physical Address, Advisor
- **Identifiers** - Student ID, SSID, External Application ID, Other ID
- **Current Enrollment** - Grade Level, Predominant School, Currently Enrolled Status, Current GPA, Earned Credits, Failed Credits
- **Demographics** - Gender, Federal Ethnicity/Race, Other Races, Student Languages, Native Language, Home Language
- **Services** - 504, Bilingual Education, Gifted, LAP Language Arts, LAP Math, LAP Reading, Special Education, Title 1 Reading
- **Risk** - Current Gradebook D's and F's, Days Absent Past 14 Days, HS Credits-On Track for Graduation, MS Missing Assignments, Prior Year Absences, Risk Index-Elementary School, Risk Index-Middle School, Risk Index-High School, SBA Summative Mathematics

Select a **Student Group**, **Prefer Mailing Address** (True/False), and **Choose Selections**, then click **Save and Generate** to **Save & Name** or **Download XLSX**

 DATA ADMIN :: BUILD DATA TABLE
 Guardian Contact Information



Please Make a Selection for All Required Fields

Student Group (required) Select	Prefer Mailing Address (required) True
<input type="text"/>	<input type="text"/>

	C	D	E	F	G	H	I	J	K	L	M	N	O	P	Q	R	S	T
1	Current Enrollment	Current GPA	Earned Credits	Failed Credits	Demographics	Services	Student	Guardian	Addresses	Email Addresses	Phone Numbers							
2	Grade Level	Current GPA	Earned Credits	Failed Credits	Gender	Federal Ethnicity	Special Education	First Name	Last Name	First Name	Last Name	Street Address	City/State/Zip	Street Address	City/State/Zip	Email	Phone	Phone

INDIVIDUAL HEALTH PLANS

Download a spreadsheet of individual health plan data for a selected student group.

Select a **Student Group** and **School Year** (optional), then click **Save and Generate** to **Save & Name**, **Download XLSX**, or **Download Validation Workbook**.

DATA ADMIN :: BUILD DATA TABLE
 Guardian Contact Information



Please Make a Selection for All Required Fields

Student Group (required) [Select](#) Prefer Mailing Address (required)

True

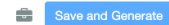

	A	B	C	D	E	F	G	H	I	J	K	L
1	Student	Other ID	School	Grade Level	Birth Date	Case Manager	Concern	Diagnosis	School Year	Plan Start Date	Plan Annual Review	Created By

STUDENT HICAP PLANS DATA TABLE

Download a spreadsheet of student HiCap plans data.

Select a **Student Group** and **School Year** (optional), click **Save and Generate to Save & Name**, or **Download XLSX**.

 DATA ADMIN :: BUILD DATA TABLE
 Student HiCap plans Data Table



Please Make a Selection for All Required Fields

Student Group (required) [Select](#) School Year (optional) [Select](#)

	A	B	C	D	E	F	G	H	I	J	K	L	M
1	Student Name	Learning Plan Label	Responsible Educator	Supplemental Education	Service Model	School Year	Eligibility Area	Note	Has Specific Score	Has Specific Strength	Has Specific Goal	Has Specific Task	Has Teacher Observation

STUDENT LEARNING PLAN PROGRESS

Download a spreadsheet view of student learning plan progress by Student group.

Choose Selections:

- **Student** - Birth Date, Grad Requirement Base Year, Email Address, Primary Mailing Address, Primary Physical Address, Advisor
- **Identifiers** - Student ID, SSID, External Application ID, Other ID
- **Current Enrollment** - Grade Level, Predominant School, Currently Enrolled Status, Current GPA, Earned Credits, Failed Credits
- **Demographics** - Gender, Federal Ethnicity/Race, Other Races, Student Languages, Native Language, Home Language
- **Services** - 504, Bilingual Education, Gifted, LAP Language Arts, LAP Math, LAP Reading, Special Education, Title 1 Reading
- **Risk** - Current Gradebook D's and F's, Days Absent Past 14 Days, HS Credits-On Track for Graduation, MS Missing Assignments, Prior Year Absences, Risk Index-Elementary School, Risk Index-Middle School, Risk Index-High School, SBA Summative Mathematics

Select a **Student Group**, **School**, **Student learning Plan Interventions** (optional), **School Year**, and **Choose Selections**, then click **Save and Generate to Save & Name**

DATA ADMIN :: BUILD DATA TABLE
 Student Learning Plan Progress

 Save and Generate 

Please Make a Selection for All Required Fields

Student Group (required) [Select](#)

Schools (required) [Select](#)

Student Learning Plan Interventions (optional) [Select](#)

School Year (required) [Select](#)

[Choose Selections](#)

STUDENT RACE/ETHNICITY DATA TABLE

Download a spreadsheet of student Race/Ethnicity Data, using the new state race codes.

Select a **Student Group** (optional), click **Save and Generate to Save & Name**, or **Download XLSX**

 DATA ADMIN :: BUILD DATA TABLE
 Student Race/Ethnicity Data Table

 Save and Generate 

▲ Details

Student Group (optional) [Select](#)

	A	B	C	D	E	F	G	H
1	Student Name	SSID	Other ID	School	Grade Level	Federal Ethnicity/Race	State Race List	State Race Codes

STUDENTS BY STUDENT GROUP

Download a spreadsheet of student data for a student group

Selections:

- **Student** - Birth Date, Grad Requirement Base Year, Email Address, Primary Mailing Address, Primary Physical Address, Advisor
- **Identifiers** - Student ID, SSID, External Application ID, Other ID
- **Current Enrollment** - Grade Level, Predominant School, Currently Enrolled Status, Current GPA, Earned Credits, Failed Credits
- **Demographics** - Gender, Federal Ethnicity/Race, Other Races, Student Languages, Native Language, Home Language
- **Services** - 504, Bilingual Education, Gifted, LAP Language Arts, LAP Math, LAP Reading, Special Education, Title 1 Reading
- **Risk** - Current Gradebook D's and F's, Days Absent Past 14 Days, HS Credits-On Track for Graduation, MS Missing Assignments, Prior Year Absences, Risk Index-Elementary School, Risk Index-Middle School, Risk Index-High School, SBA Summative Mathematics

Select a **Student Group** and **Choose Selections**, then click **Save and Generate to Save & Name**, or **Download XLSX**

DATA ADMIN :: BUILD DATA TABLE

Students by Student Group

 Save and Generate  Actions ▾

Please Make a Selection for All Required Fields

Student Group (required) [Select](#)

	A	B	C	D	E	F	G	H	I	J	K
1	Student			Current Enrollment			Demographics		Services		Student
2	Grad Requirement Base Year	Advisor	Grade Level	Current GPA	Earned Credits	Failed Credits	Gender	Federal Ethnicity/Race	Special Education	First Name	Last Name

OTHER TABLES OF INTEREST

- ALE Annual Course Types
- Graduation Pathways by Student
- OSPI Pathways Appeals Waivers
- Career Planner Survey Completion Summary
- Four-Year Plan Completion
- Four-Year Plan Waivers
- Four-Year Plan Courses
- Career Planner Goals
- Service Status Data Table
- Food Restrictions