

Behavior Data Tables V2

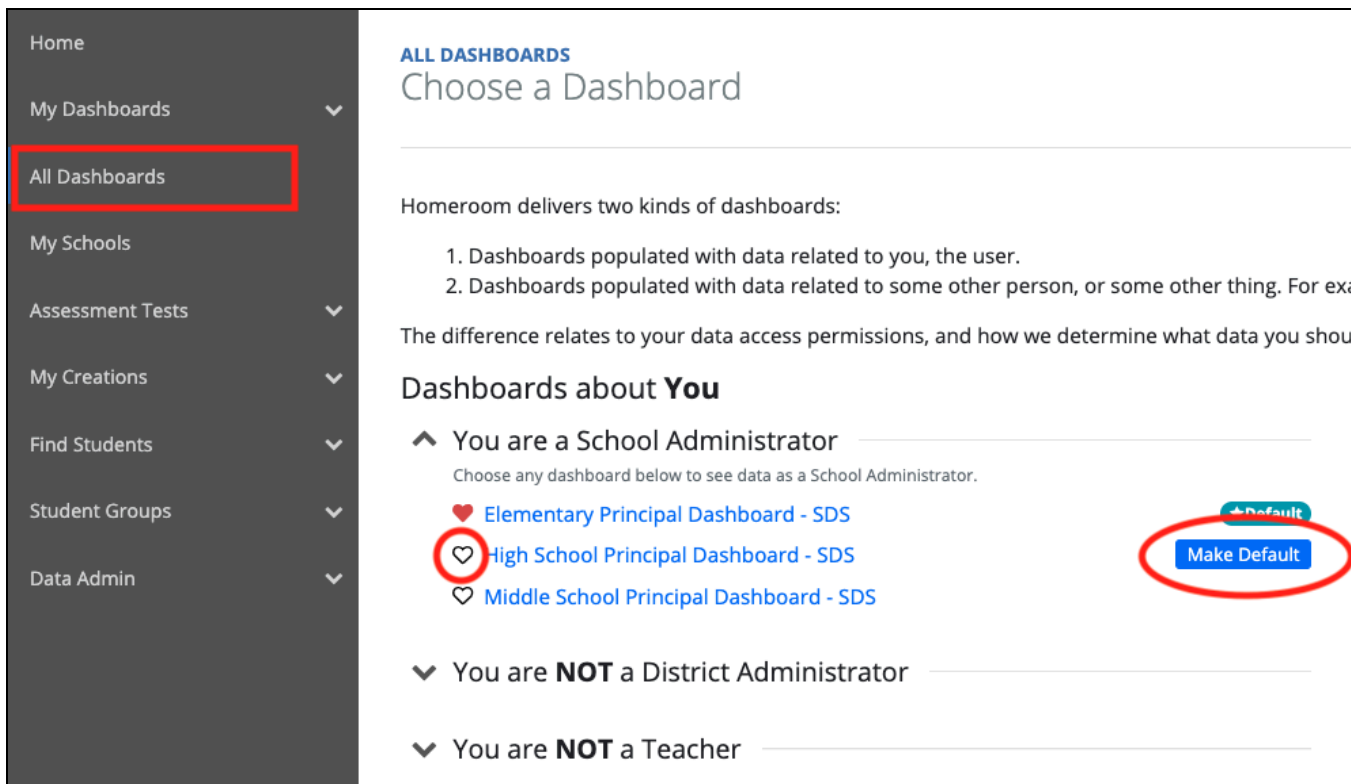
Data Tables are a fast and easy method to generate multiple data sets using basic data input selections. Like Data Grids, Data Tables are comprehensive spreadsheets composed of data columns to present information.

Behavior Data Tables allow you to download a list of students in a group in a CSV/Excel file. The file may then be downloaded and distributed for further manipulation, combined with other data, for record-keeping purposes, or for any other intended use.

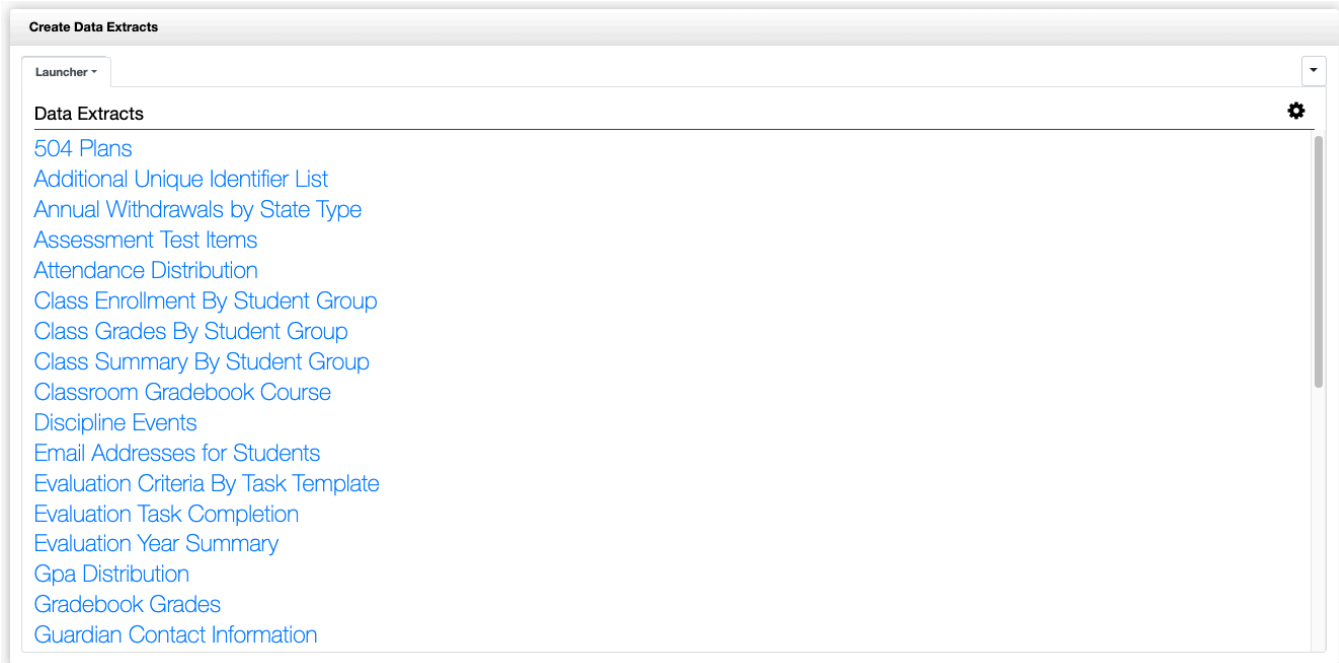
Information may help districts monitor the effectiveness of behavioral systems and note trends in specific incidents or referrals.

ACCESSING DATA TABLES

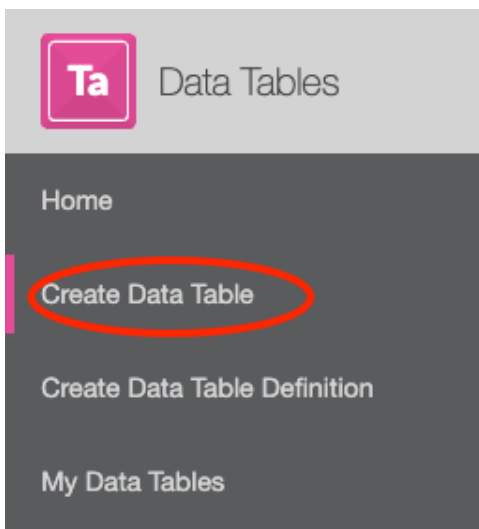
Navigate to Homeroom Dashboards and select the **SDS dashboard you want to use**. NOTE: Refer to the "[Homeroom Dashboards - Basic Dashboard Navigation](#)" help article for instructions on accessing various dashboards.



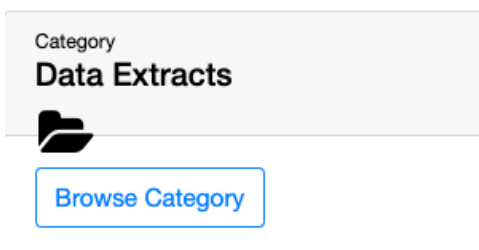
Scroll to the bottom of your dashboard to find the **Create Data Extracts Container** and select your chosen Data Table.



Alternatively, Data Tables can be accessed by navigating to the Data Tables App within the Data Extracts Bundle and clicking "**Create Data Table**" from the left-hand navigation menu.



Next, select **Browse Category** from **Data Extracts**, search for your chosen Data Table, and select **Build Table**.



DISCIPLINE EVENTS

Select a **Student Group** (optional) and **School Year** (optional), then click **Save and Generate to Save & Name** or **Download XLSX**.

DATA ADMIN :: BUILD DATA TABLE

Discipline Events

 Save and Generate  Actions ▾

Please Make a Selection for All Required Fields 

Student Group (optional)

Select

School Year (optional)

Select ▾

OTHER TABLES OF INTEREST

- Referrals and Behaviors by Student Group
- Referral Problem Behavior Selector
- Referrals by Day of Week Student Detail
- Referrals by Location Student Detail
- Incident Type Selector
- Incident Consequence Type Selector
- Incident Consequence Code Selector