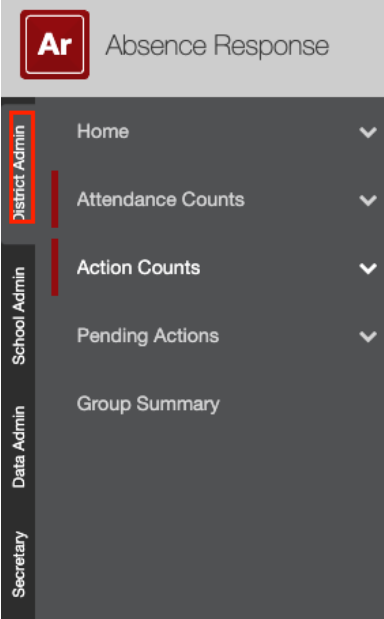



## Absence Administration

Within the Absence Response application, the left navigation menu displays vertical tabs representing person roles (e.g., Secretary, Data Admin, School Admin) and various menu options specific to each role. For example, standard Absence Conditions are found on the Data Admin tab.

	<p><b>District Administrators</b></p> <ul style="list-style-type: none"> <li>Attendance Counts,</li> <li>Action Counts,</li> <li>Pending Actions,</li> <li>Group Summary</li> </ul> <p><b>School Administrators</b></p> <ul style="list-style-type: none"> <li>Action Counts,</li> <li>Pending Actions,</li> <li>Group Summary</li> </ul> <p><b>Data Admin</b></p> <ul style="list-style-type: none"> <li>Actions Detailed</li> </ul>	
--	---	--

Use the **Actions & Options** menu to show/hide columns, alter the layout, or download to a spreadsheet.

SECRETARY

### Absences - Student Group Summary

Students from Students attending Lake Wilderness Elementary (21/22) ▼

Absence Response Secretary Attendance Summary (996 records) ▼ Filtered

Data Table  
Actions & Options



## Attendance

<p>By School</p>	<p><b>DISTRICT ADMIN</b> School Attendance Counts</p> <hr/> <p>Attendance Counts by Week Day For School (9 records)</p> <table border="1"> <thead> <tr> <th></th> <th>03/06/2023</th> <th>03/07/2023</th> <th>03/08/2023</th> <th>03/09/2023</th> <th>03/10/2023</th> </tr> </thead> <tbody> <tr> <td>School</td> <td>Monday</td> <td>Tuesday</td> <td>Wednesday</td> <td>Thursday</td> <td>Friday</td> </tr> <tr> <td></td> <td><input type="text"/></td> <td><input type="text"/></td> <td><input type="text"/></td> <td><input type="text"/></td> <td><input type="text"/></td> </tr> </tbody> </table>		03/06/2023	03/07/2023	03/08/2023	03/09/2023	03/10/2023	School	Monday	Tuesday	Wednesday	Thursday	Friday		<input type="text"/>	<input type="text"/>	<input type="text"/>	<input type="text"/>	<input type="text"/>
	03/06/2023	03/07/2023	03/08/2023	03/09/2023	03/10/2023														
School	Monday	Tuesday	Wednesday	Thursday	Friday														
	<input type="text"/>	<input type="text"/>	<input type="text"/>	<input type="text"/>	<input type="text"/>														

**By Federal Race and School**
**DISTRICT ADMIN**
**School Subgroup Attendance Counts**
**Attendance Counts by Week Day For Federal Race and School (7 records)**

	03/06/2023	03/07/2023	03/08/2023	03/09/2023	03/10/2023
Federal Race	Monday	Tuesday	Wednesday	Thursday	Friday
▼					
^ American Indian/Native Alaskan	26	27	27		
Details (8 records)					
School	Monday	Tuesday	Wednesday	Thursday	Friday
▼					
Glacier Park Elementary	3	3	3		
Rock Creek Elementary	4	4	4		
Shadow Lake Elementary	1	1	1		
Tahoma Senior High School	5	6	5		
Cedar River Elementary	1	1	1		

**By Grade Level**
**DISTRICT ADMIN**
**School Grade Attendance Counts**
**Attendance Counts by Week Day For Grade Level and School (16 records)**

	03/06/2023	03/07/2023	03/08/2023	03/09/2023	03/10/2023
GradeLevel	Monday	Tuesday	Wednesday	Thursday	Friday
▼					
▼ Pre-Kindergarten 3	3	3	3		
▼ Pre-Kindergarten 4	65	63	68		
▼ Pre-Kindergarten 5	72	72	76		
^ Kindergarten	565	576	582		
Details (6 records)					
School	Monday	Tuesday	Wednesday	Thursday	Friday
▼					
Glacier Park Elementary	122	131	129		
Lake Wilderness Elementary	99	100	103		

**Action Counts**
**Action Counts as Table**
**DISTRICT ADMIN**
**Action Counts**

Students at Tahoma Senior High School

**Absence Response District Admin Action Counts (14 records)**

Data Settings Form

Action	Required	Completed	Suppressed	Pending
Information Letter	2653/2787 = 95.19%	19	8	2626
20 Unexcused + Excused in 1 Year	3/2787 = 0.11%	2	0	1
3 Unexcused + Excused in 30 Days	6/2787 = 0.22%	0	3	3
3 Unexcused in 30 Days	7/2787 = 0.25%	1	2	4
Unexcused Notification	887/2787 = 31.83%	8	3	876
Parent/Guardian Conference	265/2787 = 9.51%	3	2	260

Chart - Counts by Action

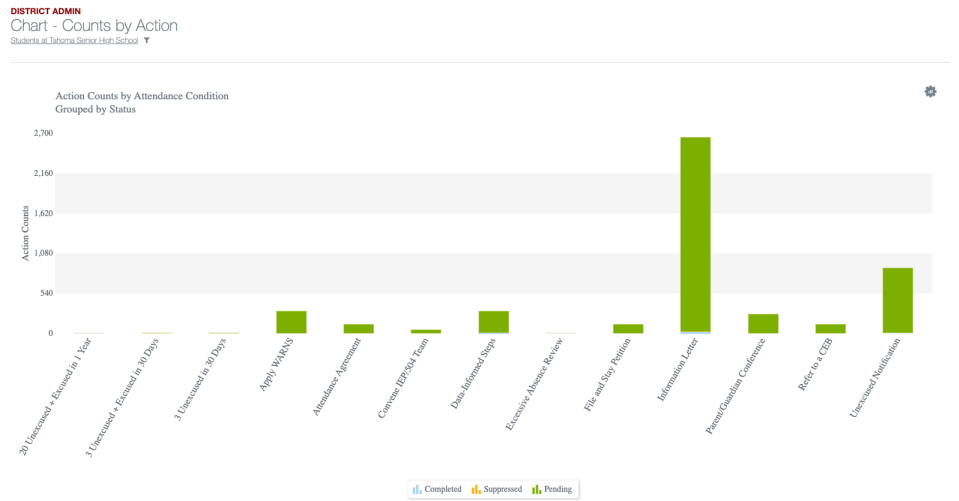
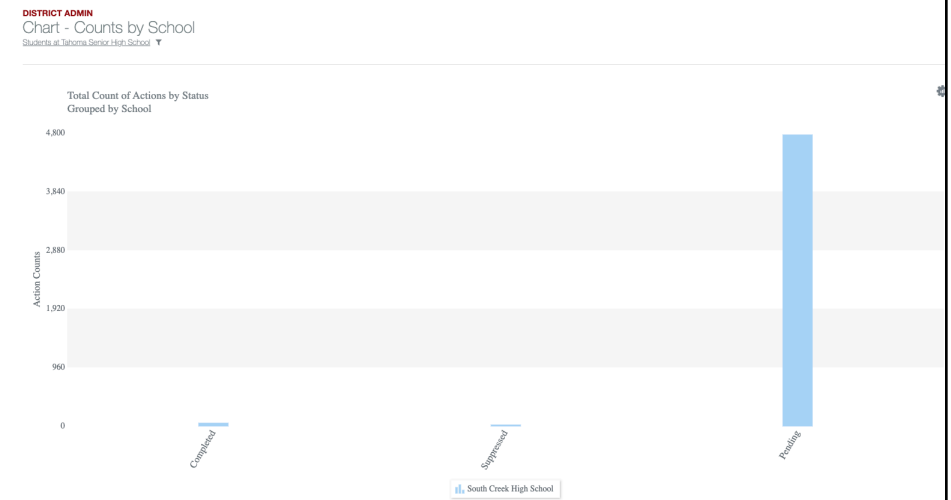


Chart Counts by School



Pending Actions

Pending Counts as Table

**DISTRICT ADMIN**  
Pending Actions  
Students at Tahoma Senior High School

Absence Response District Admin Pending Actions (13 records)

Actions	Pending	Percentage	Days Old					Weeks Old					Months Old					
			1	2	3	4	5	2	3	4	5	6	7	2	3	4	5	
Information Letter	2626	2626/2787 = 94.22%	0	0	0	1	0	0	0	0	0	4	21	0	2	2	7	1
20 Unexcused + Excused in 1 Year	1	1/2787 = 0.04%	0	0	0	0	0	0	0	0	0	0	0	1	0	0	0	0
3 Unexcused + Excused in 30 Days	3	3/2787 = 0.11%	0	0	0	0	0	0	0	0	0	0	0	0	0	3	0	0
3 Unexcused in 30 Days	4	4/2787 = 0.14%	0	0	0	0	0	0	0	0	0	0	0	1	1	2	0	0
Unexcused Notification	876	876/2787 = 31.43%	4	0	0	5	0	17	30	13	24	13	19	25	79	256	198	

Chart - Counts by Action

DISTRICT ADMIN  
Chart - Counts By Time Period  
Students at Tahoma Senior High School

Pending Absence Condition Action Counts Grouped by Time Period

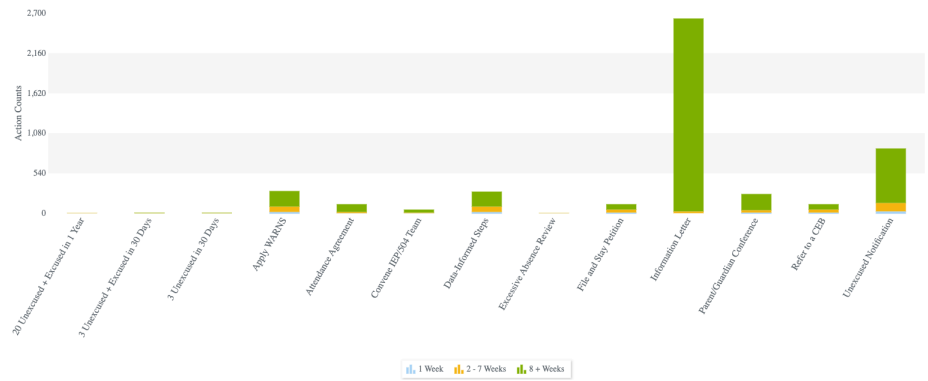



Chart - Counts by School

DISTRICT ADMIN  
Chart - Counts By School  
Students at Tahoma Senior High School

Total Count of Pending Actions by Time Period Grouped by School



Group Summary

Group Summary

DISTRICT ADMINISTRATOR  
Absences - Student Group Summary

Student	SSID	School	Grade Level	Currently Enrolled	Fractional	Fractional	Fractional	Count O	Count O	Days Mi
Kahour, Tori	436117662	Maple View Middle School	6th Grade	Yes	11	2	0	4	14	14
Carter, Athia	156778652	Tahoma Senior High School	8th Grade	Yes	1	0	0	0	2	2
Azquez Romero, Jos...	153917213	Burnett Trail Middle School	7th Grade	Yes	0	0	1	7	3	3

Absence Response offers a summary for a student group for each of the attendance calculations tracked in the application. Students will display on the table, even if they have perfect attendance. Columns include

- Student Name
- SSID
- Currently Enrolled
- Fractional Number of Days Excused Absent
- Fractional Number of Days Unexcused Absent
- Fractional Number of Days Other Absent

	<ul style="list-style-type: none"> <li>● Count of Days OSPI Half Day Absent</li> <li>● Count of Days OSPI Full Day Absent</li> <li>● Days Majority Absent</li> <li>● Fractional Number of Days Any Absent</li> <li>● Accumulated Excused and Unexcused Absences</li> <li>● Number of Days Enrolled in Classes</li> </ul>
--	--

## Action Detailed

<p><b>DATA ADMINISTRATOR</b> Actions Detailed</p> <p>Detailed Absence Condition Actions (20 records)</p> <table border="1"> <thead> <tr> <th>Absence C</th> <th>Description</th> <th>Active</th> <th>Triggered E</th> <th>Threshold</th> <th>Number of</th> <th>Specific S</th> <th>Attendance</th> <th>Requirem</th> <th>Confere</th> <th>Interventio</th> <th>Used Rep</th> <th>Used Em</th> <th>Used Rob</th> <th>Used SMS</th> </tr> </thead> <tbody> <tr> <td>Informat...</td> <td>Informat...</td> <td>Yes</td> <td>2 in 5 Sc...</td> <td>2</td> <td>2</td> <td></td> <td>Fractional</td> <td>WA</td> <td>No</td> <td></td> <td>Absence...</td> <td>Absence...</td> <td></td> <td></td> </tr> <tr> <td></td> <td></td> <td></td> <td>5 in 20 S...</td> <td>5</td> <td>2</td> <td>Early Lea...</td> <td>Fractional</td> <td>District</td> <td>No</td> <td></td> <td></td> <td></td> <td></td> <td></td> </tr> </tbody> </table>	Absence C	Description	Active	Triggered E	Threshold	Number of	Specific S	Attendance	Requirem	Confere	Interventio	Used Rep	Used Em	Used Rob	Used SMS	Informat...	Informat...	Yes	2 in 5 Sc...	2	2		Fractional	WA	No		Absence...	Absence...						5 in 20 S...	5	2	Early Lea...	Fractional	District	No						<p>Columns:</p> <ol style="list-style-type: none"> <li>1. Absence Condition Action</li> <li>2. Description</li> <li>3. Active</li> <li>4. Triggered By</li> <li>5. Threshold to Trigger</li> <li>6. Number of Wait Days</li> <li>7. Specific School Type</li> <li>8. Attendance Calculation Method</li> <li>9. Requirement Creator</li> <li>10. Conference Component Used</li> <li>11. Intervention Plan Component Used</li> <li>12. Used Report</li> <li>13. Used Email</li> <li>14. Used RoboCall</li> <li>15. Used SMS Text</li> </ol>
Absence C	Description	Active	Triggered E	Threshold	Number of	Specific S	Attendance	Requirem	Confere	Interventio	Used Rep	Used Em	Used Rob	Used SMS																																
Informat...	Informat...	Yes	2 in 5 Sc...	2	2		Fractional	WA	No		Absence...	Absence...																																		
			5 in 20 S...	5	2	Early Lea...	Fractional	District	No																																					