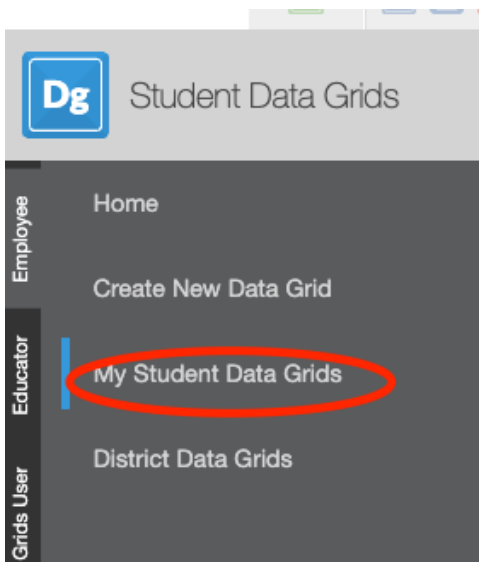


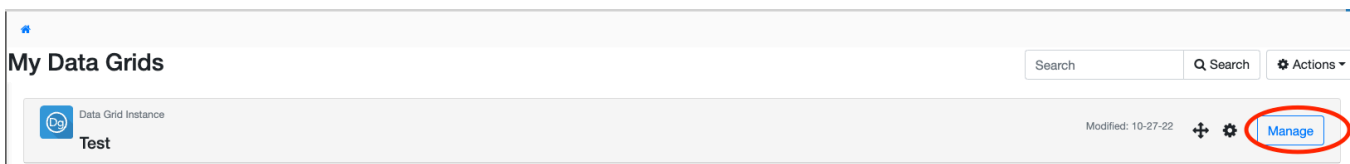
## Configuring the Bilingual Field Column V2

Student Data Grids have added column configurations under Services for Bilingual Fields.

From Homeroom, click on the grid in the screen's top right corner, click the Student Data Grids icon, and click **My Student Data Grids** on the left navigation menu.



Click the Manage button for your selected Student Data Grid.



Click the **Columns** tab and then the '+' next to Data Columns.



Under the **Services** heading, click **Bilingual Fields**.

## Add Data Column


Student	CAA/CIA	Enrollments	Assessments
Name	Met	Current Advisor	Assessments
Birthdate	Graduation Year	Current Grade Level	<b>Services</b>
Student Email Address	ELA Grad Req. Met	Current Predominant School	Services
Student District Email Address	Math Grad Req. Met	District Enrollment	<b>Bilingual Fields</b>
SSID	Science Grad Req. Met	School Enrollment	Migrant Program Enrollment
Student External Id	ELA Met	Class	Special Education
Student Other Id	EOC Math Yr1 Met	Activities	

Select the columns you want to add, configure as required, and click **Save**.

 **Save** 

**Column: Bilingual Fields**

Is Active? (optional)

Active 

Columns to Include:

- Instructional Model
- Instructional Model Description
- Is Active?
- Category
- Placement Test Code
- Placement Test Code Description
- Placement Level
- Placement Level Description
- Grade Level
- Initial Placement Date
- Years Since Initial Enrollment
- Placement Test Date
- Placement Test Score
- Tested Out In Another District
- Program Designation
- Program Designation Description
- Enrollment Start Date

Configure your Custom Student Data Grid as usual.