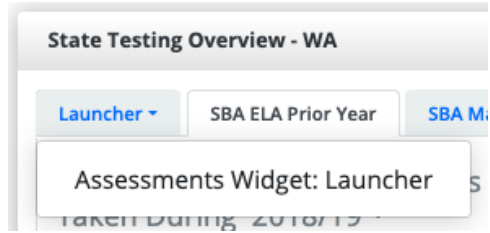
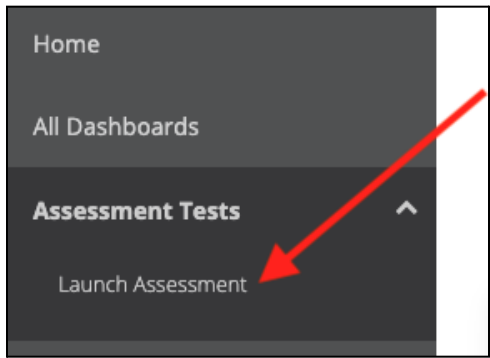


USING LAUNCH VIEW (V2)

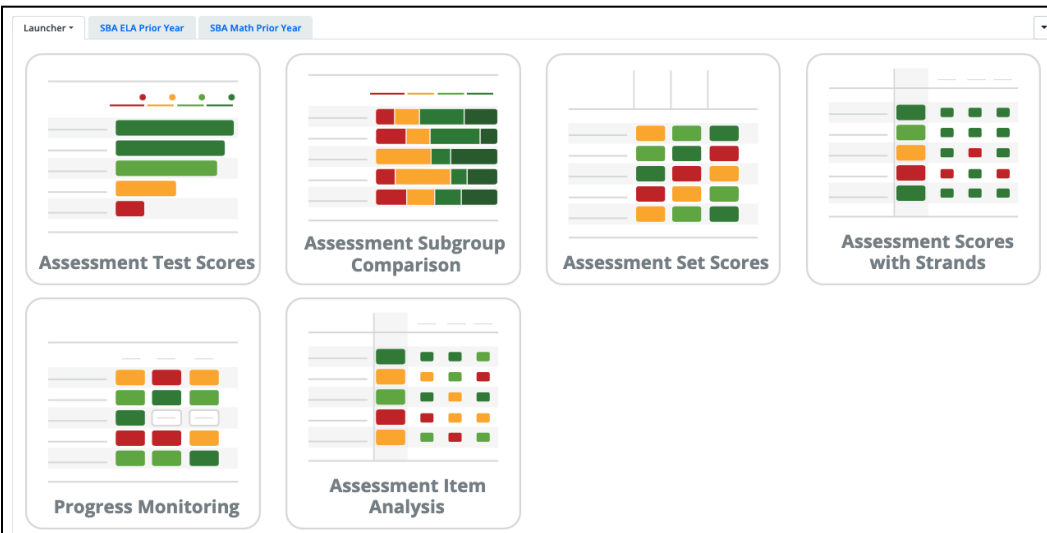
Launch View provides access to various assessment views for any assessment or student group in Homeroom.

Accessing Launch View

Launch View may be accessed in two ways.

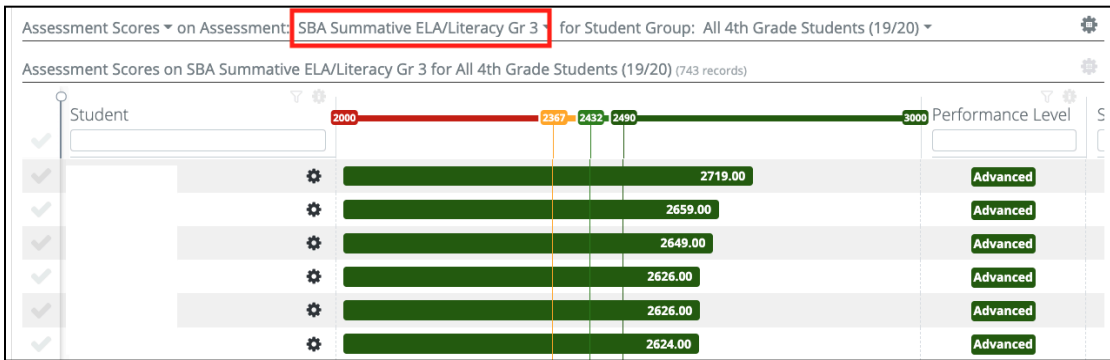
<p>Via Assessment Container: If an assessment container has a Launcher tab, select the tab and then the Assessment Widget: Launcher.</p>	
<p>Via Left Navigation Menu: Start under Assessment Tests in the left navigation menu.</p>	

Either method will give you a window with six choices for delving into a specific assessment type.



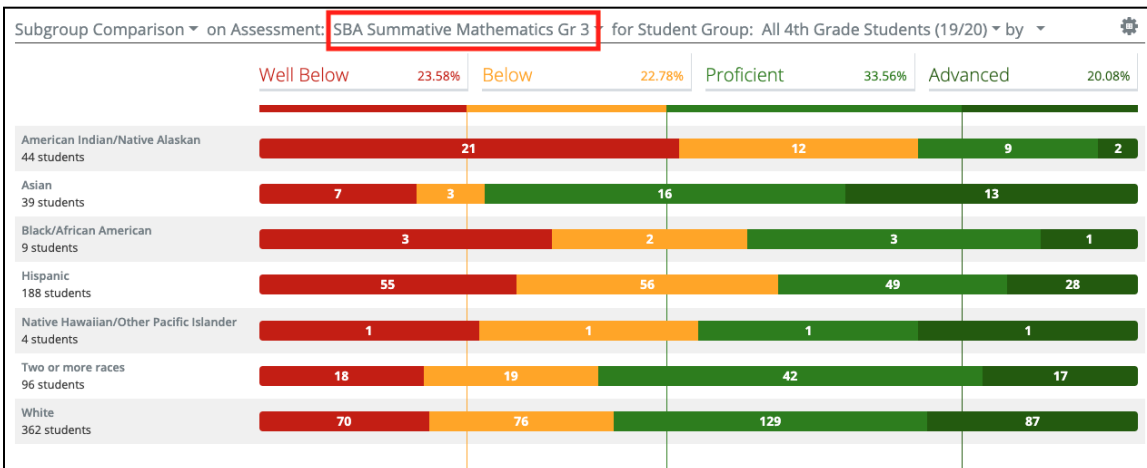
The screenshot shows a window titled 'Launcher' with tabs for 'SBA ELA Prior Year' and 'SBA Math Prior Year'. Below the tabs are six widget options, each with a representative data visualization:

- Assessment Test Scores:** A horizontal bar chart with colored segments.
- Assessment Subgroup Comparison:** A stacked bar chart comparing subgroups.
- Assessment Set Scores:** A grid of colored squares representing scores.
- Assessment Scores with Strands:** A grid of colored squares representing scores across different strands.
- Progress Monitoring:** A grid of colored squares representing progress over time.
- Assessment Item Analysis:** A grid of colored squares representing analysis of individual items.



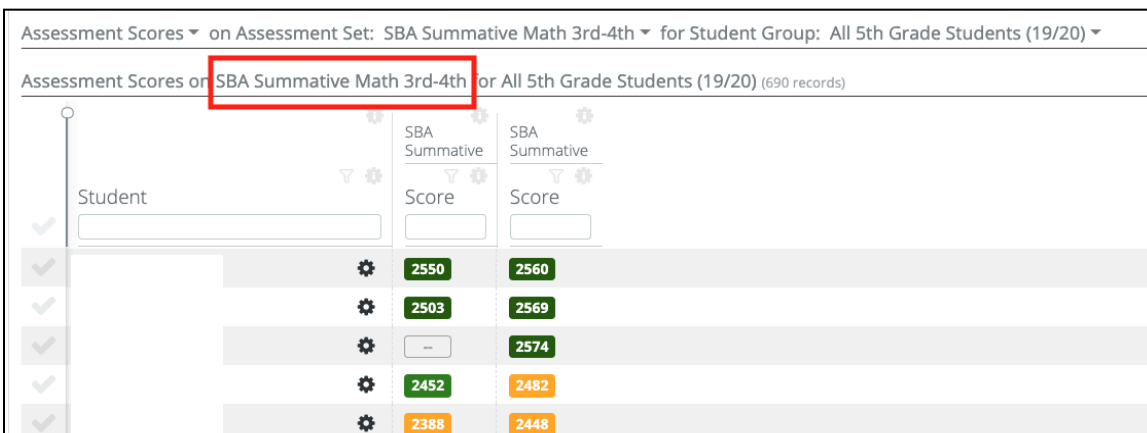
Assessment Subgroup Comparison

Disaggregate an assessment performance by subgroups (race/ethnicity, program, gender, etc.). More detailed information is available in the [Sub-Group Comparison V2](#)



Assessment Set Scores

View an assessment set for a chosen group of students.



Assessment Scores with Strands

Analyze overall scores along with individual strands (e.g., claims for SBA Summative Mathematics)

Assessment Test Results of **SBA Summative Mathematics Gr 4 with Strands** for All 5th Grade Students (19/20)

Assessment Scores on SBA Summative Mathematics Gr 4 for All 5th Grade Students (19/20) (678 records)

Student	SBA Summative Score	SBA Summative Score	SBA Summative Score	SBA Summative Score
2560	3	2	3	
2569	3	3	2	
2574	3	3	3	
2482	2	2	2	
2448	1	2	2	
2328	1	1	1	
2461	1	2	2	

Progress Monitoring

For districts that practice Progress Monitoring, this option displays related scores from selected student groups and assessments.

Assessment Scores on STAR Math Gr 5 SS ProgMon for All 5th Grade Students (19/20)

Students Progress Monitoring of **STAR Math Gr 5 SS ProgMon** for All 5th Grade Students (19/20) (765 records)

Student	Score 1	Score 2	Score 3	Score 4	Score 5	Score 6	Score 7	Score 8	Score 9
779	779	788	788	763	763	774	774	780	
838	838	824	824						
767	767	803	803	843	843	829	829	889	
634	634	629	629	602	602				
622	622	719	719	677	677	730	730	701	
536	536	587	587						

Assessment Item Analysis

Explore item-level data for assessments if available.

Item Analysis for Student Group: Bethel School District 403 (19/20) on Assessment **Fry Sight Words 1-25 Dec Gr 1**

Assessment Test Item Analysis Data Table (31 records)

Student	Fry Sight Wor	Q1	Q2	Q3	Q4	Q5	Q6	Q7	Q8	Q9	Q10
25		✓	✓	✓	✓	✓	✓	✓	✓	✓	✓
20		✓	✓	✓	✓	✓	✓	✓	✓	✓	✓
25		✓	✓	✓	✓	✓	✓	✓	✓	✓	✓
24		✓	✗	✓	✓	✓	✓	✓	✓	✓	✓
17		✓	✗	✓	✓	✓	✓	✓	✓	✗	✓
25		✓	✓	✓	✓	✓	✓	✓	✓	✓	✓
23		✓	✓	✓	✓	✓	✓	✓	✓	✓	✓
25		✓	✓	✓	✓	✓	✓	✓	✓	✓	✓