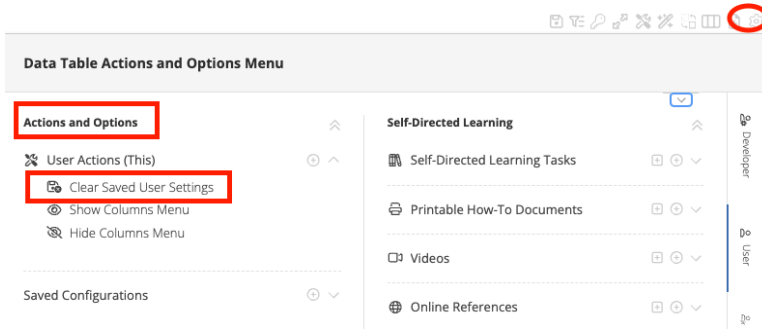


Container Tools CONNECT









Various tools are located at the top right. Each tool provides different functionalities, depending on the container.


In CONNECT, changes will remain until the user clears them.

1. **Clear Saved Data Settings** anytime by clicking the **Page Actions and Options Gear** in the top right corner.
2. In **Actions and Options**, click **Clear Saved Data Settings**.
3. The page will refresh automatically, clearing the settings.








The following is a brief description of various tools you may encounter.






	Guided Tour
	Expand/Collapse: Click this icon to expand or collapse the container for a better view. Click the resulting icon to return the container to its previous size.
	Modal Overlay: Opens the popover window into the current window you are on.
	Browser Tab: Opens the popover window into a new browser tab.
	Data Display Mode: Open in list or grid view
	Refresh: Click the icon to refresh the popover window or container.
	Close: Use this option to hide or remove the container from view.
	Magnifying Glass: View

	Action Gear: This dropdown menu provides various options tailored to the specific container you are using.
---	---

Connect Chart Tools

	Open in Modal (Popover Window)
	Download: Download the chart into a PNG file.
	Data Settings: Options for hiding/showing the Data Settings toolbox to change the chart's look. (Horizontal, Vertical).
	Refresh: Click the icon to refresh the popover window or container.
	Action Gear: This dropdown menu provides various options tailored to the specific container you are using.

Connect Table Tools

	Guided Tour
	Open in Modal (Popover Window)
	Column Panel: This opens the column list, allowing the user to hide, show, and move columns in the table.
	Download: Download the table into an Excel spreadsheet.
	Action Gear: This dropdown menu offers various options based on the specific container you are using.