

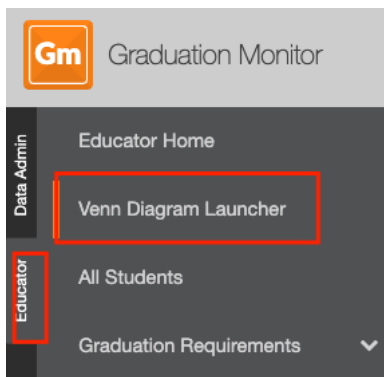
Graduation Monitor Overview V2

The Graduation Monitor provides a comprehensive solution for educators to track students' progress toward graduation, identifying those at risk due to various deficiencies. This system provides two primary viewing methods: the **Venn Diagram Launcher** and the **All Students** view.

Venn Diagram Launcher

The Venn Diagram Launcher is designed for educators to quickly visualize students who are off-track based on total credits, assessments, and non-credits.

1. To access this feature, users must be in the Educator role and select **Venn Diagram Launcher**.



2. Upon selection, a list of High Schools and their corresponding graduation years will be displayed.

Graduation Trackers Data Table (16 records) Ordered	
School	Graduation Year
West Valley High School	2018
West Valley High School	2019
West Valley High School	2020
West Valley High School	2021
West Valley High School	2022
West Valley High School	2023
West Valley High School	2024
West Valley High School	2025
West Valley Open Doors	2018
West Valley Open Doors	2019
West Valley Open Doors	2020
West Valley Open Doors	2021
West Valley Open Doors	2022
West Valley Virtual Acad 9-12	2022
West Valley Virtual Acad 9-12	2023
West Valley Virtual Acad 9-12	2024

3. Educators can then choose the desired **High School** and **Graduation Year**, navigate to the **Row Actions & Options** Gear icon, and then select **View Summary**.

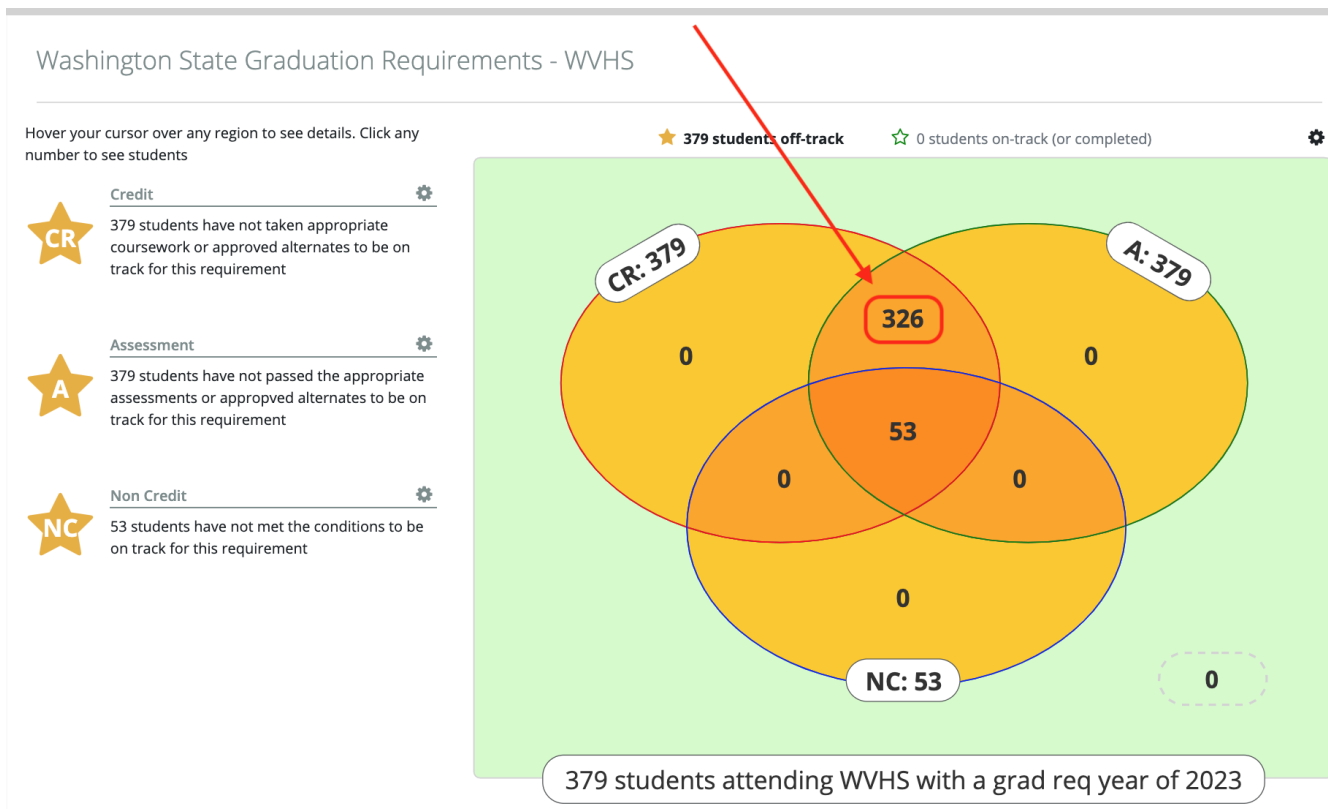
Graduation Trackers Data Table (16 records) Ordered

School	Graduation Year	
West Valley High School	2018	
West Valley High School	2019	
West Valley High School	2020	
West Valley High School	2021	
West Valley High School	2022	
West Valley High School	2023	
West Valley High School	2024	
West Valley High School	2025	
West Valley Open Doors	2018	
West Valley Open Doors	2019	

Row Actions & Options

- View Summary
- View Details

- This action will generate a Venn Diagram illustrating student populations that do not meet criteria in terms of credits, assessments, non-credits, or any combination thereof.
- Clicking on any region within the diagram reveals a popover containing information about the students in that specific category, allowing educators to take targeted action.



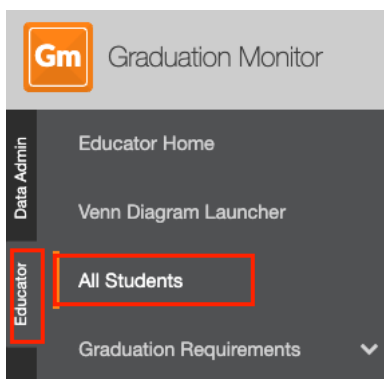
Students		✕
Students Label (326 records)		⚙️
	School Year 2021/22 Gender Female Federal-Race Hispanic/Latino of any ...	⚙️
	School Year 2021/22 Gender Female Federal-Race Hispanic/Latino of any ...	⚙️
	School Year 2021/22 Gender Male Federal-Race Hispanic/Latino of any ...	⚙️
	School Year 2021/22 Gender Female Federal-Race White	⚙️
	School Year 2021/22 Gender Female Federal-Race Hispanic/Latino of any ...	⚙️
	School Year 2021/22 Gender Female Federal-Race White	⚙️
	School Year 2021/22 Gender Female Federal-Race White	⚙️

1 - 50 of 326 << < Page 1 of 7 > >> 50 per page ⚙️

All Students

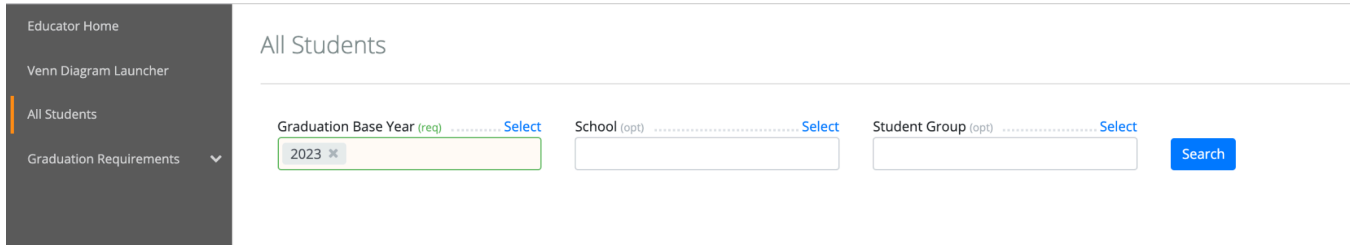
The All Students feature provides a detailed, data table view of students who are not on track due to credit deficiencies.

1. Educators in the Educator role can access this by navigating to **All Students**.






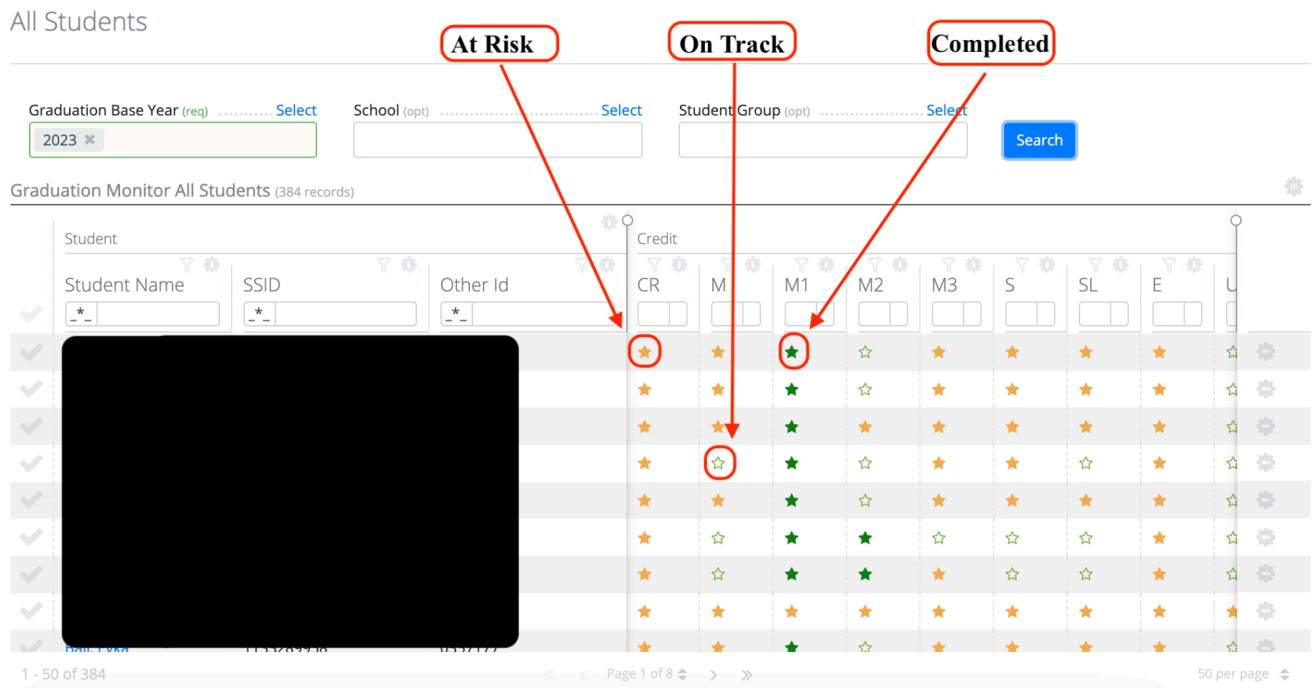
2. Users will be prompted to select the **Graduation Year** of the students they wish to view.

- Further filtering by school and/or student group is also available.
- After clicking **Search**, a data table will populate with all students matching the criteria (e.g., all students graduating in 2023)



- The data table utilizes a star-based system to indicate student credit progress:

	At Risk Star: Denotes a student who has neither completed nor planned courses in a specific subject area (e.g, total credits).
	On Track Star: Indicates that a student is either scheduled for or has planned for credits in a particular subject area (e.g., total Math credits).
	Completed Star: Signifies that a student has completed their credits for a specific subject area (e.g., Math 1 credit).



At Risk On Track Completed

Student	CR	M	M1	M2	M3	S	SL	E	U
[Redacted]	★	★	★	☆	★	★	★	★	☆
[Redacted]	★	★	★	☆	★	★	★	★	☆
[Redacted]	★	★	★	☆	★	★	★	★	☆
[Redacted]	★	★	★	☆	★	★	★	★	☆
[Redacted]	★	★	★	☆	★	★	★	★	☆
[Redacted]	★	★	★	☆	★	★	★	★	☆
[Redacted]	★	★	★	☆	★	★	★	★	☆
[Redacted]	★	★	★	☆	★	★	★	★	☆
[Redacted]	★	★	★	☆	★	★	★	★	☆
[Redacted]	★	★	★	☆	★	★	★	★	☆

1 - 50 of 384 Page 1 of 8 50 per page

- Clicking on any star will display a popover with more detailed information regarding the student's accomplishments in that subject area, including completed, scheduled, and/or planned courses. For

subjects with specific course requirements beyond just credit counts (e.g., Math and Science), an **Additional Requirements** section provides further details on how the student has fulfilled these needs.

3 Math Credit

At Risk ✕

Base Year 2023 **School** West Valley High School **Grade** 11

Summary

Required Credit: 3

1.5

1

.5

Details

Courses (7 records) ⚙️

Completion Status	School	Course	Term	State Code	CIP Code	Period	Teacher
Completed	2020	MTH104/01 - Algebra A 101	Semester 1 ...	02053		P. 3	Caldwel
Completed	2020	MTH105/01 - Algebra A 102	Semester 2 ...	02053		P. 3	Caldwel
Completed	2021	MTH201/01 - Geometry A 201	Semester 2 ...	02072		P. 2	Froula, F
Scheduled	2022	MTH202/02 - Geom A 202	Quarter 1 of 4	02072		P. 4	Froula, F
Scheduled	2022	MTH202/02 - Geom A 202	Quarter 2 of 4	02072		P. 4	Froula, F
Scheduled	2022	MTH203/02 - Geometry A 203	Quarter 3 of 4	02072		P. 4	Froula, F
Scheduled	2022	MTH203/02 - Geometry A 203	Quarter 4 of 4	02072		P. 4	Froula, F

1 - 7 of 7 << < Page 1 of 1 > >> 50 per page

3 Math Credit

At Risk ✕

Base Year 2023 **School** West Valley High School **Grade** 11

Summary

Required Credit: 3

1.5

1

.5

Additional Requirements

Math Additional Requirements (3 records) ⚙️

*	Requirement	Credits
★	Math 1 Credit	<div style="background-color: #0056b3; color: white; padding: 2px 5px; border-radius: 3px;">1</div>
☆	Math 2 Credit	<div style="background-color: #8ebf42; color: white; padding: 2px 5px; border-radius: 3px;">.5</div> <div style="background-color: #f1a333; color: white; padding: 2px 5px; border-radius: 3px;">.5</div>
★	Math 3 Credit	<div style="background-color: #8ebf42; color: white; padding: 2px 5px; border-radius: 3px;">.5</div> <div style="background-color: #f1a333; color: white; padding: 2px 5px; border-radius: 3px;">.5</div>

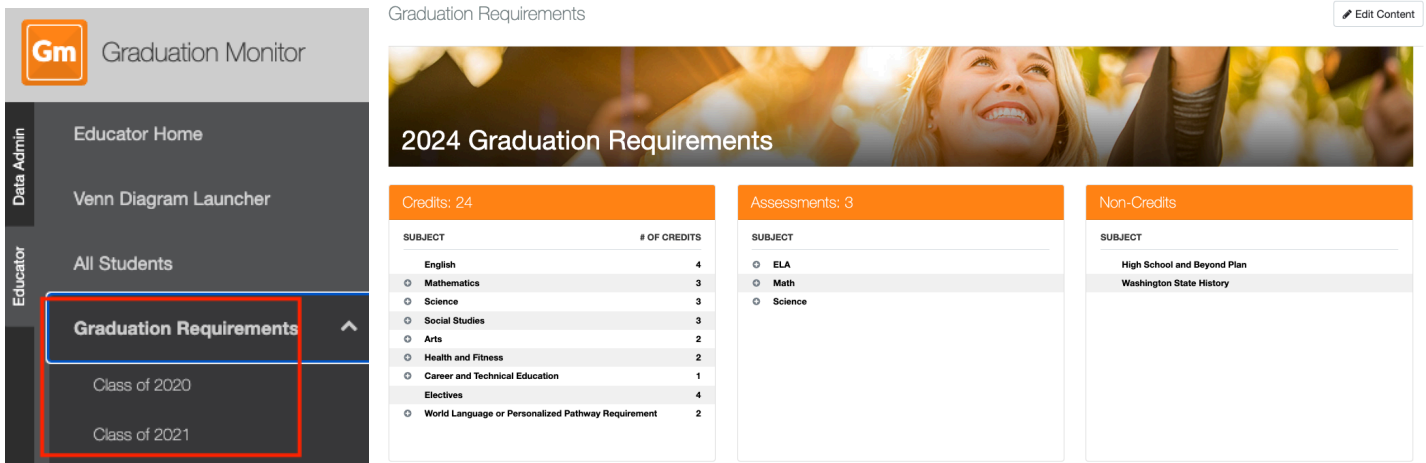
1 - 3 of 3 << < Page 1 of 1 > >> 50 per page

Graduation Requirements

This section enables users to view the required credits, assessments, and non-credit courses for a selected graduation year. This information is accessible to both students and staff.

While the Graduation Requirements area is visible to all, **it is not automatically updated with changes to Graduation Credit Counts.**

1. Users with the appropriate permissions can update these counts and any additional text information by clicking the **"Edit Content"** button.
2. A text box will appear for making corrections, and changes can be saved by clicking **Save**.
3. For permission to edit, users should email support@schooldata.net.



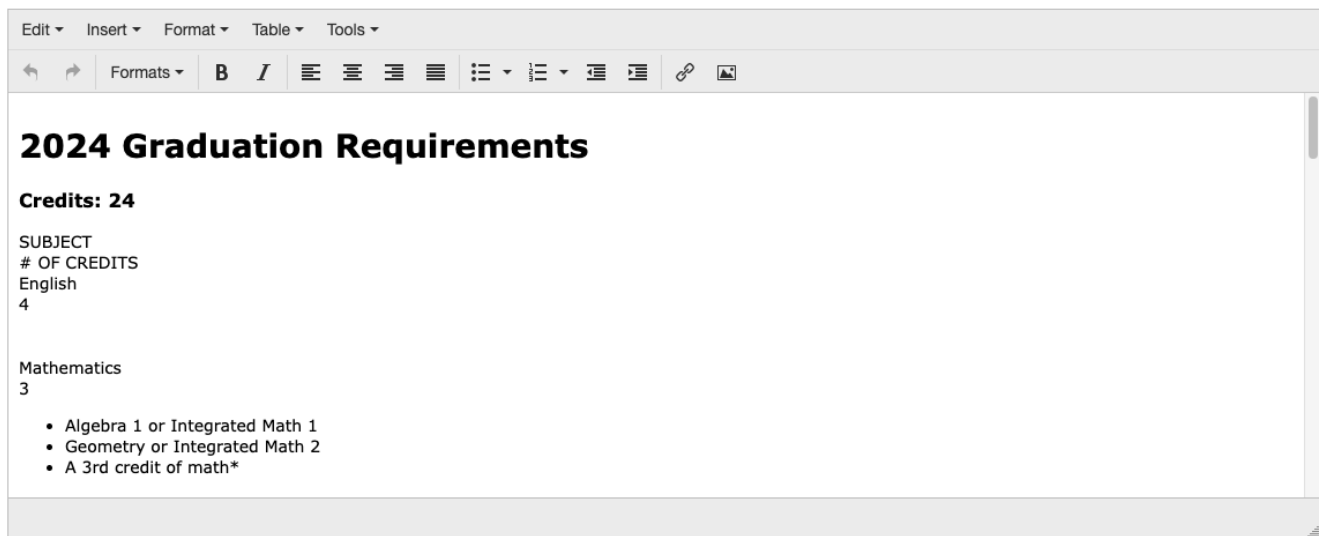
Graduation Requirements Edit Content

2024 Graduation Requirements

Credits: 24		Assessments: 3		Non-Credits	
SUBJECT	# OF CREDITS	SUBJECT		SUBJECT	
English	4	ELA		High School and Beyond Plan	
Mathematics	3	Math		Washington State History	
Science	3	Science			
Social Studies	3				
Arts	2				
Health and Fitness	2				
Career and Technical Education	1				
Electives	4				
World Language or Personalized Pathway Requirement	2				

Edit Page Content

Save ✕



2024 Graduation Requirements

Credits: 24

SUBJECT
OF CREDITS

English
4

Mathematics
3

- Algebra 1 or Integrated Math 1
- Geometry or Integrated Math 2
- A 3rd credit of math*