



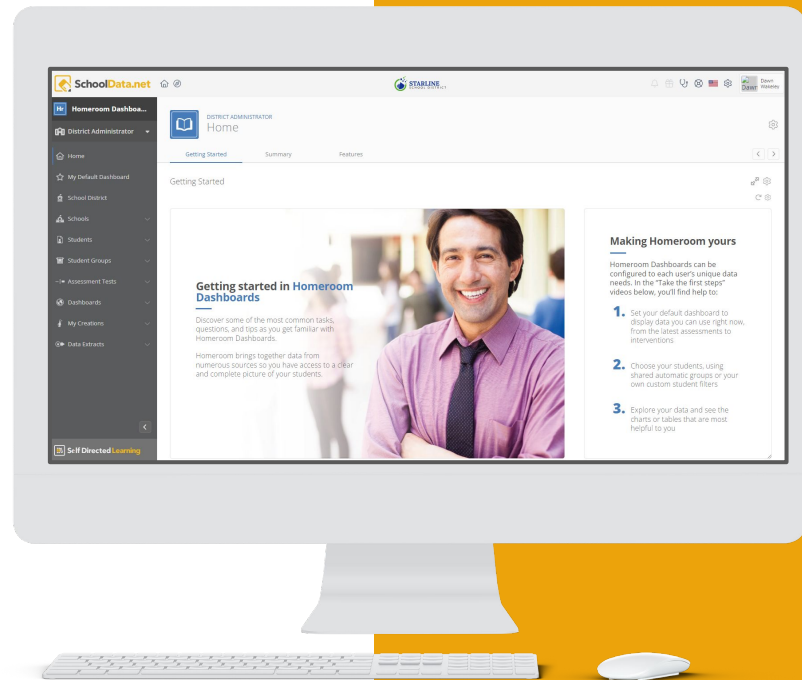
Welcom

e
Connect Student
Data Grids Basics

SchoolData.net
connect

Agenda

- Welcome & Getting Started
- What is a Data Grid?
- Understanding the Parts of a Data Grid



How to Log In


go to URL: [districtname.schooldata.net/connect/#/student-data-grids](#)

The login page will be **one** of these examples:


Enter username or email from the SIS

OR

Click Authenticate With District



The screenshot shows the SchoolData.net login interface. On the left is the logo with the text "SchoolData.net INTEGRATED • CUSTOM • APPLICATIONS". On the right, there is a form with two input fields: "Username or Email" and "Password". Below the password field is an orange "Sign In >>" button. At the bottom of the page, there are links for "Login", "Password Reset", "Activate Account", "Unlock Account", and "Privacy Policy".



The screenshot shows an alternative SchoolData.net login interface. On the left is the logo with the text "SchoolData.net INTEGRATED • CUSTOM • APPLICATIONS". On the right, there is a "Log in as" dropdown menu currently set to "Staff". Below this is a message: "You need to login with your school district account." At the bottom right is a large orange "Authenticate With District >>" button. At the bottom left, there is a link: "© Use SchoolData.net Account".

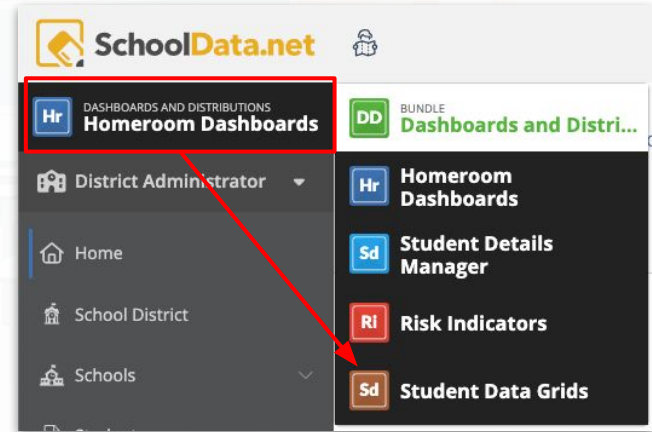
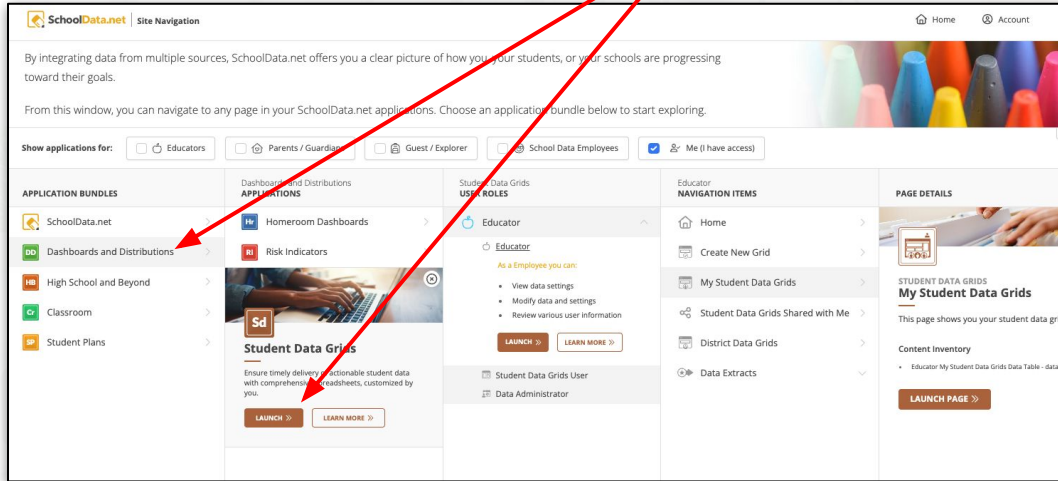
***Note:** Use Reset Password option, if necessary

Site Navigation



Click the **Site Navigation** to start.
Click **Dashboards and Distributions**, then **Student Data Grids**, then **Launch**.

If you are already in the **DD bundle**, click the app name to open a bundle list.





What is a Data Grid?



Student Data Grid

- Collection of data points about students defined by the user
- **Table/Spreadsheet:**
 - Surface on a **Homeroom Dashboard**
 - Accessed in the Student Data Grid Application by other users
 - Distributed to user inboxes securely as needed or on a scheduled basis.
- Combine disparate data points (e.g. demographics, assessment scores, attendance, grades, graduation requirements, discipline)

Name	Assessments			Credit			Special Education		
Last First Middle	SBA ELA 22-23 Level	SBA ELA 22-23 Score	SBA ELA 22-2	Current Earned Cr	Current Year Credits	Current Year Credit	Environment	Primary Placement	Case Manager
Student 1	Below	2530	No	26.50	7.50	3.75		Resource Room	Kitchen, Timmy
Student 4	Well Below	2412	No	24.50	10.00	4.50	Non-Public Agency-Day School (Any	CONTRACTED SERVICES	Students, Contract
Student 6	Proficient	2640	Yes	20.00	8.00	4.00			
Student 12	Proficient	2586	Yes	19.50	7.75	4.00			
Student 13	Advanced	2697	Yes	21.50	6.50	5.50			
Student 17	Below	2544	No	25.50	8.00	3.00			
Student 22	Proficient	2605	Yes	17.50	4.75	2.25			
Student 34	Advanced	2751	Yes	21.25	5.50	4.50			
Student 35	Advanced	2807	Yes	24.00	10.00	5.00			
Student 47	Advanced	2699	Yes	21.50	8.00	4.50			
Student 52	Advanced	2684	Yes	23.50	7.50	5.50			
Student 56	Below	2491	No	4.00	8.00	4.00		SUCCESSFUL ACADEMIC AN	Robbins, Randy
Student 57	Advanced	2787	Yes	19.60	6.00	5.60			
Student 61	Well Below	2393	No	21.00	10.50	6.50			
Student 76	Proficient	2589	Yes	25.50	8.50	5.00			
Student 79	Proficient	2625	Yes	15.50	0.00	0.00			
Student 92	Proficient	2651	Yes	21.00	6.00	5.00			
Student 97	Advanced	2692	Yes	17.50	7.75	3.50			
Student 110	Advanced	2758	Yes	20.75	8.00	4.00			
Student 113	Below	2521	No	19.00	8.50	4.00		Resource Room	Wunschel, Tanya
Student 118	Advanced	2696	Yes	19.50	6.00	3.50			
Student 119	Proficient	2638	Yes	4.00	8.00	4.00			
Student 125	Advanced	2779	Yes	26.75	8.00	4.00			
Student 128	Proficient	2621	Yes	20.00	8.00	4.00			
Student 129	Below	2519	No	24.75	9.00	5.00		Resource Room	Rawie, Darren
Student 145	Well Below	2245	No	20.00	8.00	4.00		Resource Room	Kuolt, Jeff
Student 152	Advanced	2683	Yes	19.00	9.00	4.50			
Student 159	Well Below	2409	No	9.00				Resource Room	Black, Chelsea
Student 160	Advanced	2722	Yes	22.00	5.50	4.00			
Student 179	Advanced	2693	Yes	20.00	8.00	4.00			
Student 184	Advanced	2729	Yes	19.50	8.00	4.00			
Student 189	Advanced	2739	Yes	6.00	8.00	4.00			
Student 201	Well Below	2473	No	20.50	7.75	3.00		Resource Room	Kuolt, Jeff
Student 203	Advanced	2701	Yes	24.00	8.00	6.00			
Student 206	Well Below	2312	No	3.00	5.00	2.00		Resource Room	Moser, Todd
Student 207	Proficient	2602	Yes	17.00	8.00	3.50			
Student 210	Proficient	2677	Yes	18.25	7.25	3.25			
Student 215	Proficient	2597	Yes	20.00	8.00	4.00		Resource Room	Markley, Alison
Student 220	Proficient	2638	Yes	20.00	7.50	4.00			
Student 221	Proficient	2590	Yes	24.00	8.00	7.00			
Student 225	Below	2556	No	28.75	3.50	1.75			
Student 228	Proficient	2615	Yes	22.00	8.50	6.00			
Student 240	Advanced	2714	Yes	6.00	8.00	4.00			



Parts of a Data Grid



Dataset / Data Source

A **Dataset** is where the data to be used in the columns is identified and filtered.

Use the Dataset to:

- Select data points and/or aggregate columns
- Filter desired data records
- Display data point records as multiple rows or as column sets
- Ordinal order
- Identify Default Column Header Groups
- Edit, Clone or Delete

Dataset/Data Source

EDUCATOR: CONFIGURE STUDENT DATA GRID
Assessment & Attendance Edit
Student Data Grid ID: 19208 | Student List ID: 1222 (Count: 9876)

Details Design View Collaborate Deliveries

Columns

Dataset Added

Columns linked to display with the dataset

Dataset	Ordinal	Label	Default Column Hea...
Current Year Predominant...	2	Current Year Predominant...	Current Year Predominant...

Column	Data Source Colum	Type	Header Title	Sort Index	Sort Direction	Column Letter	Column Header Gro...	Actions
Current Predominant School		Data Point	Current Predominant School			A	Current Year Predominant ...	
Current Grade Level		Data Point	Current Grade Level			B	Current Year Predominant ...	
Current Advisor		Data Point	Current Advisor			C	Current Year Predominant ...	

1 to 3 of 3 Page 1 50 per page

Column Tables

Column Tables display any data point and/or aggregate column linked to the dataset above it.

Using the Column Tables:

- In cell editing
- **Column Header Titles** can be relabeled
- Order/Direction the columns
- Click the **Row Action Gear** to **Edit, Configure, Remove**



Column Tables

Simple Example

Demographics

Student Data Grid ID: 19259; Data Set ID: 2782; Data Source ID: 2.

Details

Data Point type columns are added from the Details tab.

Essentials
Define the label and a default category group.

Label (optional): Demographics

Default Column Header Group (optional): Demographics

Columns
Select the columns to include in the data grid.

Columns (Datasource / DataSet Columns):

- Age
- Gender
- Federal Race

Dataset Added

Dataset	Ordinal	Label	Default Column Hea...
Demographics - 3	3	Demographics	Demographics

Columns linked to display with the Dataset

Data Source Colum	Type	Header Title	Sort Index	Sort Direction	Column Letter	Column Header Gro...
Age	Data Point	Age			G	Demographics
Gender	Data Point	Gender			H	Demographics
Federal Race	Data Point	Federal Race			I	Demographics

Add Dataset

Complex Example

EDUCATOR: CONFIGURE STUDENT DATA GRID DATASET
Current School Year District Daily Attendance
Student Data Grid ID: 19259; Data Set ID: 2801; Data Source ID: 53

Details Aggregates Current School Year District ... Row Selection

Details

Essentials

Define the label and a default category group.

Label (optional): Current School Year District Daily Attendance

Default Column Header Group (optional): Current School Year District Daily Attendance

Columns

Select the columns to include in the data grid.

Columns (Datasource / DataSet Columns) (optional)

- Total Number Of Class Periods Tardy
- Ospi Half Full Attendance
- Ospi Half Full Absence
- Day

Multiple Tabs:

- **Aggregates:** Add Aggregate type columns
- **Tab** with same name as dataset for filtering data
- **Row Selector:** Manages multiple records

Dataset Added

Columns linked to display with the Dataset

Dataset	Ordinal	Label	Default Column Header
Current School Year District...	9	Current School Year District...	Current School Year District...

Data Source Column	Type	Header Title	Sort Index	Sort Direction	Column Letter	Column Header Group
Total Number Of Class Periods Tardy	Data Point	Total Number Of Class PerL...			K	Current School Year Distric...
Ospi Half Full Attendance	Data Point	Ospi Half Full Attendance			L	Current School Year Distric...
Ospi Half Full Absence	Data Point	Ospi Half Full Absence			M	Current School Year Distric...

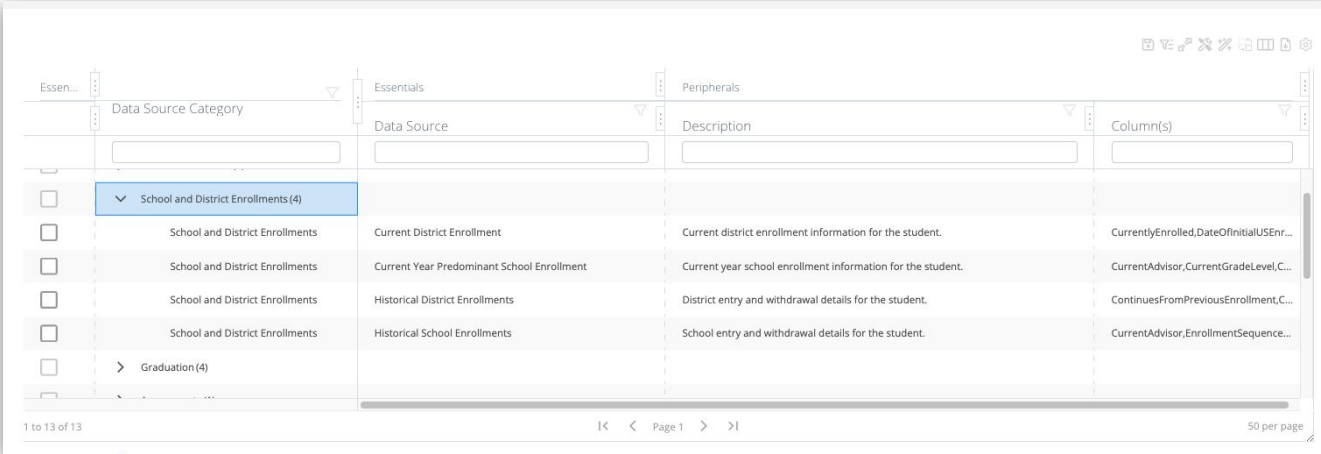
Student Data Grid Column Options

13 Categories

57 Data Sources/Sets

1,300 Data Columns

[Link to spreadsheet with columns](#)



The screenshot displays a web-based interface for managing data columns. It features a table with columns for 'Data Source Category', 'Data Source', 'Description', and 'Column(s)'. The 'School and District Enrollments (4)' category is expanded, showing four data sources. The interface includes search bars, filters, and a pagination bar at the bottom.

Data Source Category	Data Source	Description	Column(s)
▼ School and District Enrollments (4)			
<input type="checkbox"/> School and District Enrollments	Current District Enrollment	Current district enrollment information for the student.	CurrentlyEnrolled,DateOfInitialUSEnr...
<input type="checkbox"/> School and District Enrollments	Current Year Predominant School Enrollment	Current year school enrollment information for the student.	CurrentAdvisor,CurrentGradeLevel,C...
<input type="checkbox"/> School and District Enrollments	Historical District Enrollments	District entry and withdrawal details for the student.	ContinuesFromPreviousEnrollment,C...
<input type="checkbox"/> School and District Enrollments	Historical School Enrollments	School entry and withdrawal details for the student.	CurrentAdvisor,EnrollmentSequence...
<input type="checkbox"/> > Graduation (4)			