



Welcom

Homeroom Dashboards
Connect Assessment Training

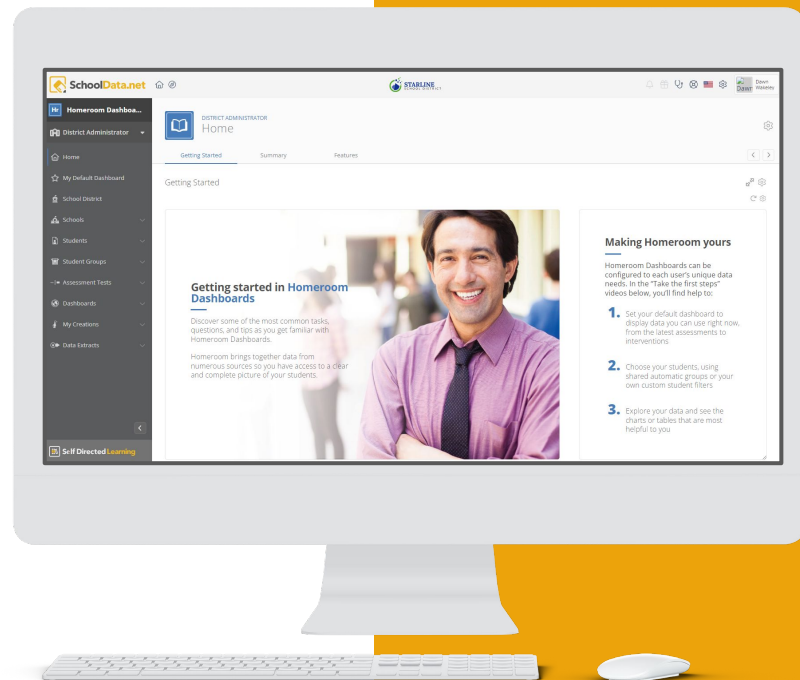
Welcome!

Your name, district, role and at least one thing you are hoping to walk away with from today's training.



Agenda

- Welcome and Introductions
- All Assessments
- Assessment Sets
- Student Growth
- Q & A, Practice




How to Log In

Go to URL: **districtname**.schooldata.net/connect/#/homeroom

The login page will be one of these examples:


Enter username or email from the SIS



The screenshot shows the SchoolData.net login interface. On the left is the logo with the text "SchoolData.net INTEGRATED · CUSTOM · APPLICATIONS". To the right is a form with two input fields: "Username or Email" and "Password". Below the password field is an orange "Sign In >>" button. At the bottom of the page, there is a navigation bar with links for "Login", "Password Reset", "Activate Account", "Unlock Account", and "Privacy Policy". A red arrow points down from the "Password Reset" link.

OR

Click Authenticate With District



The screenshot shows an alternative login path on the SchoolData.net interface. It features the same logo on the left. On the right, there is a "Log in as" dropdown menu with "Staff" selected. Below this is a message: "You need to login with your school district account." At the bottom right is a large orange button labeled "Authenticate With District >>". The footer includes the text "© Use SchoolData.net Account".

***Note:** Use Reset Password option, if necessary

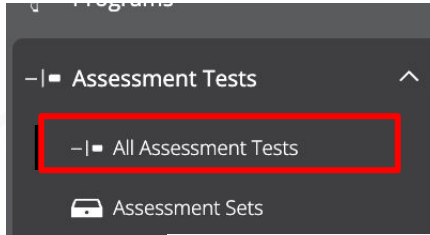
A group of people in a modern office setting, with one person giving a high-five to another. The scene is overlaid with a semi-transparent blue filter. The word "Assessments" is centered in white text with a yellow underline.

Assessments

All Assessment Tests

Left Navigation > Assessment Tests > All Assessment Tests

- Use the filter to locate an assessment
- Click to see KPI, Strands, Subgroups
- Views school year counts



DISTRICT ADMINISTRATOR
All Assessment Tests

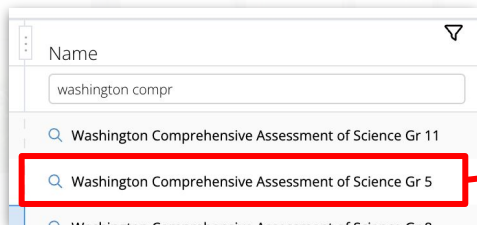
Filtered Ordered



Name	Type	Categories	Other	School Years Score Counts				Actions			
Logo Horizont...	Name	View as KPI	Pr...	It...	Strands	SubGroup	Tot...	2024/25	2023/24	2022/23	Actions
	Search SBA Summative	View As KPI			Search	Search	notB				⊗
	Search SBA Summative	View As KPI			Search	Search	1629				⊗
	Search SBA Summative				Search		7807		878	960	⊗
	Search SBA Summative				Search		1943				⊗
	Search SBA Summative				Search		1943				⊗
	Search SBA Summative				Search		5302		878	960	⊗
	Search SBA Summative				Search		1943				⊗

Assessment Detail

Clicking on the **name of the Assessment** brings up a pop-over providing detail for all students on that assessment.



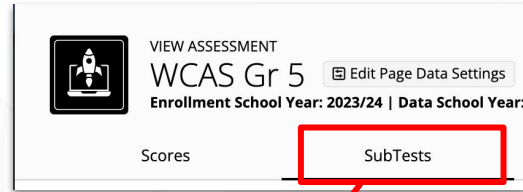
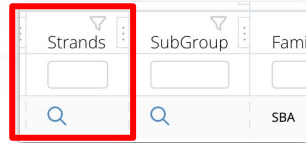
Use the **Edit Page Data Settings** to adjust the type of students, enrollment status, and/or data year.

The screenshot shows the 'Homeroom Dashboards | District Administrator' interface. At the top, there is a 'VIEW ASSESSMENT' section for 'WCAS Gr 5' with an 'Edit Page Data Settings' button highlighted in a red box. Below this, there are tabs for 'Scores', 'Subjects', and 'Subgroup Comparisons'. The 'Scores' tab is active, displaying a table of student scores. The table has columns for Student, School Year, Score (point on regions), Performance Level, Performance Level S..., Score #, and Met Standard. A red arrow points from the 'Edit Page Data Settings' button to the table.

Student	School Year	Score (point on regions)	Performance Level	Performance Level S...	Score #	Met Standard
Shahin Serar*	2022/23	0 65/700 785 1060	Level 4	4.87	1060	Yes
Theran Beu*	2022/23	0 65/700 785 929	Level 4	4.46	929	Yes
Jory Durfey*	2022/23	0 65/700 785 929	Level 4	4.46	929	Yes
Thamizhselvan Dy*	2022/23	0 65/700 785 929	Level 4	4.46	929	Yes
Laura Gibb*	2022/23	0 65/700 785 929	Level 4	4.46	929	Yes
Jonah Shering*	2022/23	0 65/700 785 929	Level 4	4.46	929	Yes
Jeramey Winchester*	2022/23	0 65/700 785 929	Level 4	4.46	929	Yes
Kaelan Khlodnyak*	2022/23	0 65/700 785 898	Level 4	4.36	898	Yes
Tayte Logsdon*	2022/23	0 65/700 785 898	Level 4	4.36	898	Yes

Assessment SubTest

Click **Strands** from the list of assessments, or **SubTest tab** when viewing all scores. This will bring up all the scores and the linked assessment strands/subtests.

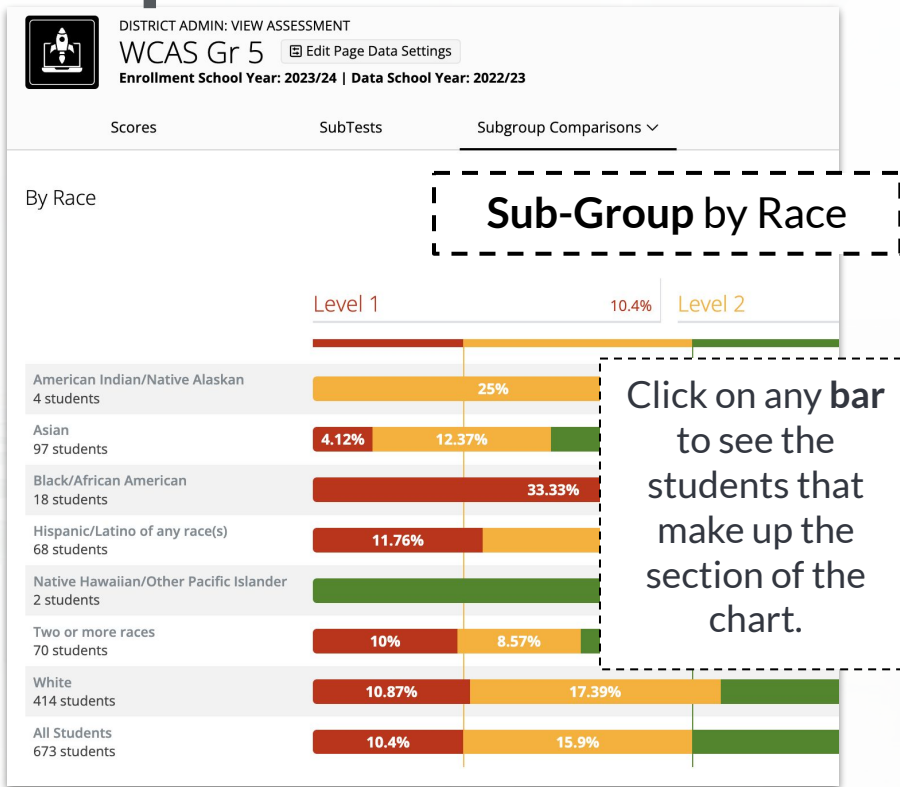
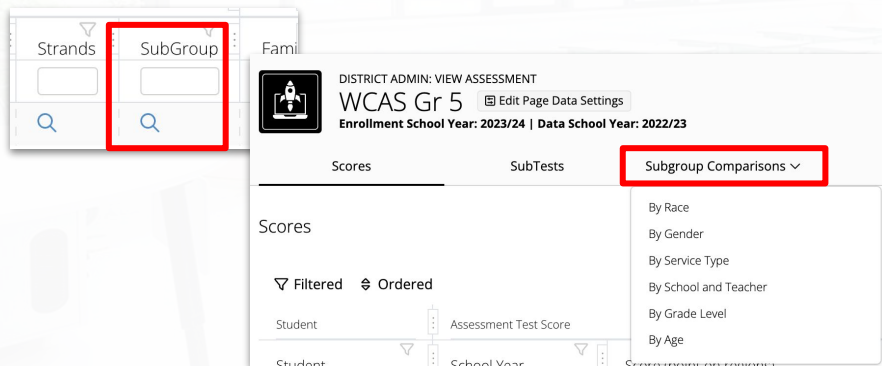


Students	Strands	Strands	Strands	Strands	Strands	Strands	Strands	Strands
Student Name	WCAS Gr 5	WCAS Earth and Spa...	WCAS Earth and Spa...	WCAS Life Sciences ...	WCAS Life Sciences ...	WCAS Physical Scien...	WCAS Physical Scien...	WCAS Perc...
Liz Abdon*	842	1	77	1	70	1	93	
Bob Abdullah*	759	1	69	1	50	1	60	
Azul Abdurraheem*	841	1	91	1	80	1	79	
Mauricio Aberhomson*	785	1	91	1	80	1	43	
Noel Aberoutette*	687	0	45	0	40	0	36	
Daedalus Ableman*	863	1	92	1	71	1	88	
Bernard Abnanti*	901	1	100	1	92	1	86	
Salah Abrasa Rodriguez*	822	1	82	1	85	1	64	

Assessment Sub-Group Comparisons

Click **Sub-Group** from the list of assessments, or **Subgroup Comparisons** tab when viewing all scores. This brings up a comparison by whichever selection of sub-group.

Click the **Subgroup Comparisons** dropdown to switch to another SubGroup view.



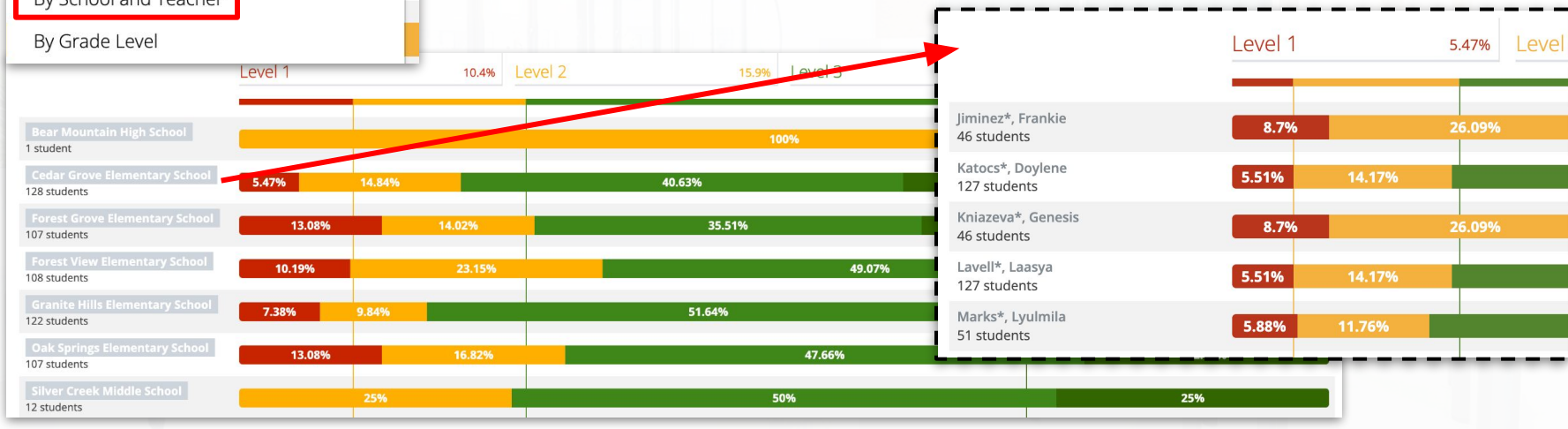
Assessment Sub-Group Comparisons

Sub-Group by School and Teacher

Click the **school name** to see a breakdown of the Teachers at the school
 Click on any **bar** to see the students that make up the section of the chart.

Subgroup Comparisons ▾

- By Race
- By Gender
- By Service Type
- By School and Teacher**
- By Grade Level



A group of people in a modern office setting, with one person giving a high-five to another. The scene is overlaid with a semi-transparent blue filter. The text 'Assessment Sets' is centered in white, with a short orange horizontal line below it.

Assessment Sets

Assessment Sets

Left navigation **Assessment Tests** > **Assessment Sets**
Click **magnifying glass** to see data for Assessment Set.

SchoolData.net

Homeroom Dashboa...

District Administrator

Home

My Default Dashboard

School District

Schools

Students

Student Groups

Assessment Tests

All Assessment Tests

Assessment Sets

Student Growth

DISTRICT ADMIN: VIEW

Assessment Sets

Filtered Ordered

Essentials

Assessment Set Name	Subject Area	Number of Assessments	Number of Scored Assessme...	Shared District Wide	Row Actions
SBA					
> SBA ELA Assessments	ELA	7	7	Yes	
> SBA ELA Cohort Set	ELA	0	0	Yes	
> SBA ELA Grades 5, 6, 7 and 8	ELA	4	4	Yes	
> SBA Math Cohort Set	Math	0	0	Yes	
> SBA Math Grades 5, 6, 7 and 8	Math	0	0	Yes	
> SBA Summative ELA Gr 4-10	ELA	7	7	Yes	
> SBA Summative Math Gr 4-10	Math	7	7	Yes	

Assessment Set - Tests and # of Student Scores by Year

Homeroom Dashboards | District Administrator

DISTRICT ADMIN: VIEW ASSESSMENT SET
SBA Summative Math Gr 4-10 [Edit Page Data Settings](#)
StudentListId: 7763 (Count: 9876)

Details **Assessment Tests** Scores Summary

Assessment Tests

Assessment Test Label	Number of Scores	Number of 2014/15 ...	Number of 2015/16 ...	Number of 2016/17 ...	Number of 2017/18 ...	Number of 2018/19 ...
SBA Summative Mathematics Gr 3	6540	750	829	808	817	782
SBA Summative Mathematics Gr 4	6610	728	769	826	795	789
SBA Summative Mathematics Gr 5	6413	678	739	763	816	800
SBA Summative Mathematics Gr 6	6506	724	698	712	755	811
SBA Summative Mathematics Gr 7	6414	672	753	702	696	729
SBA Summative Mathematics Gr 8	6341	637	672	732	701	701
SBA Summative Mathematics Gr 10	5969				946	1052

Assessment Set - Student Specific Data

Adjust **Page Data Settings** as needed to select students of interest and years for assessment scores based on assessments selected

Homeroom Dashboards | District Administrator

DISTRICT ADMIN: VIEW ASSESSMENT SET
SBA Summative Math Gr 4-10 [Edit Page Data Settings](#)

StudentListId: 7763 (Count: 9876)

Details Assessment Tests **Scores** Summary

Scores

School Years: 2018/19, 2019/20, 2020/21, 2021/22, 2022/23
Ordered

SBA Summative Mathematics Gr 3

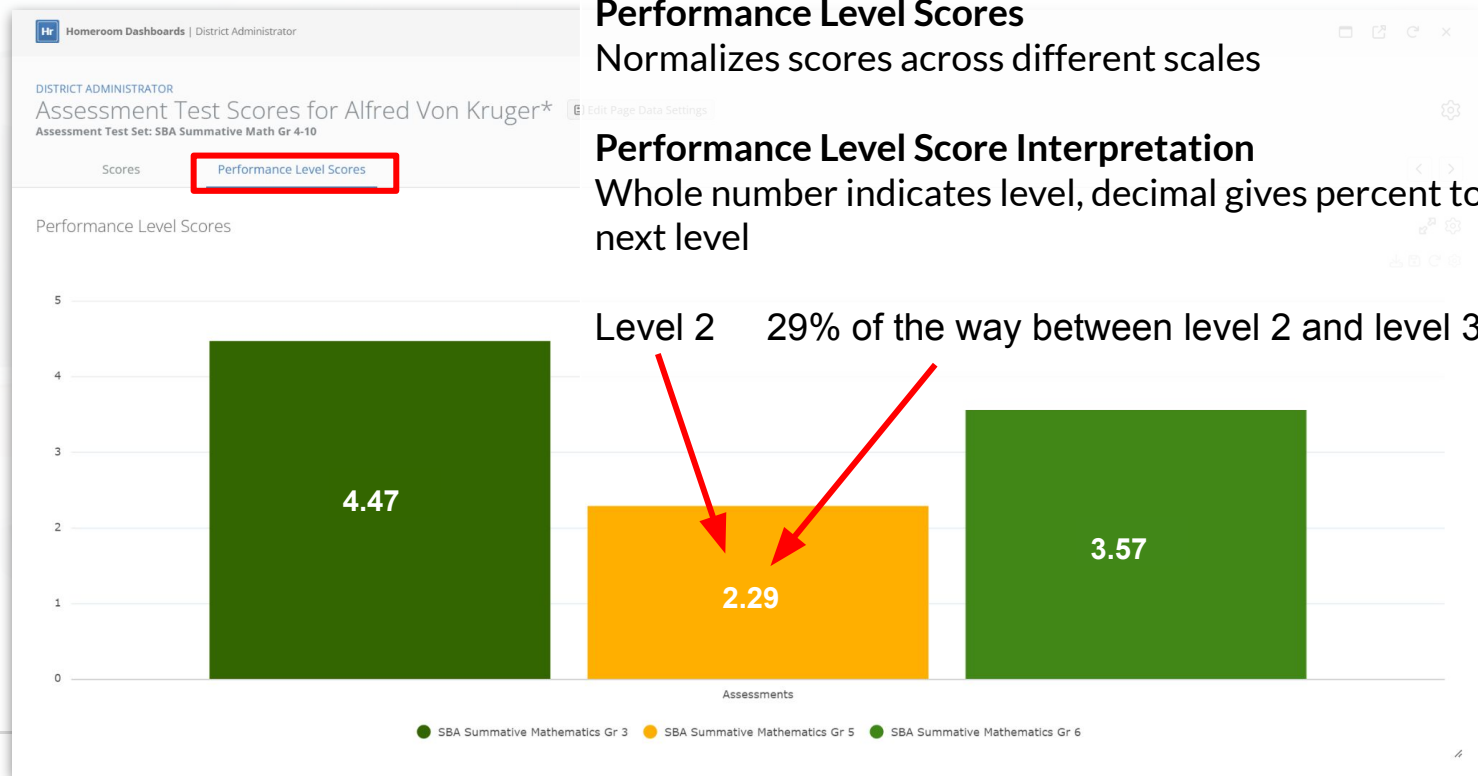
Student	Student Assessment Set	SSID	Gender	Gender Code	Score	Met Standard	PerformanceLevel	Performance Level S...
Q Teran Berdahl*	View Student Assessment Set Results	1234567890	Male	M	2762	Yes	Advanced	4.99
Q Keara Greeb*	View Student Assessment Set Results	1234567890	Female	F	2762	Yes	Advanced	4.99
Q Racheal Mursal*	View Student Assessment Set Results	1234567890	Female	F	2762	Yes	Advanced	4.99
Q Effram Ahi*	View Student Assessment Set Results	1234567890	Male	M	2719	Yes	Advanced	4.84
Q Nicolo Amack*	View Student Assessment Set Results	1234567890	Male	M	2712	Yes	Advanced	4.81
Q Maxemillion Qayoum*	View Student Assessment Set Results	1234567890	Male	M	2711	Yes	Advanced	4.80
Q Elias Rhome*	View Student Assessment Set Results	1234567890	Male	M	2708	Yes	Advanced	4.79
Q Arick Asburry*	View Student Assessment Set Results	1234567890	Male	M	2705	Yes	Advanced	4.78
Q Brick Liston*	View Student Assessment Set Results	1234567890	Male	M	2702	Yes	Advanced	4.77

Click the magnifying glass to see data over time for an individual student.

Assessment Set - Student Raw Score Bar Chart



Assessment Set - Performance Level Scores (PLS)





Student Growth

Student Growth

The screenshot shows the SchoolData.net interface for a School Administrator. The left sidebar has a red box around the 'Student Growth' menu item. The main content area is titled 'Student Growth' and includes 'Content Data Settings' and 'Essentials' sections. The 'Essentials' section has two input fields for 'First Assessment Test' and 'Second Assessment Test'. A table below lists assessment tests with checkboxes. A red arrow points from the 'Enrollment School Year' field to the 'Page Settings' pop-up, and another red arrow points from the 'Assessment Tests' table to the two assessment test input fields.

SchoolData.net

SCHOOL ADMINISTRATOR: VIEW ASSESSMENT
Student Growth **Page Settings: Student Growth**

Enrollment School Year: 2023/24 | Data School Year(s): 2023/24 | Student

Content Data Settings

Essentials

Enrollment School Year (optional) Data School Year(s) (optional)

First Assessment Test (optional)

Second Assessment Test (optional)

Filtered Ordered

Assessment Tests

	Assessment Test Name	
<input type="checkbox"/>	SBA Summative ELA	
<input type="checkbox"/>	SBA Summative ELA/Literacy Percentile Rank Gr 10 - 22/23	SBA ELA PR Gr 10 - 22/23
<input type="checkbox"/>	SBA Summative ELA/Literacy Percentile Rank Gr 3 - 22/23	SBA ELA PR Gr 3 - 22/23
<input type="checkbox"/>	SBA Summative ELA/Literacy Percentile Rank Gr 3 - 22/23	SBA ELA PR Gr 3 - 22/23

SchoolData.net connect

Set the school year of students you want to see and the specific years for the data of the two assessments you are going to select

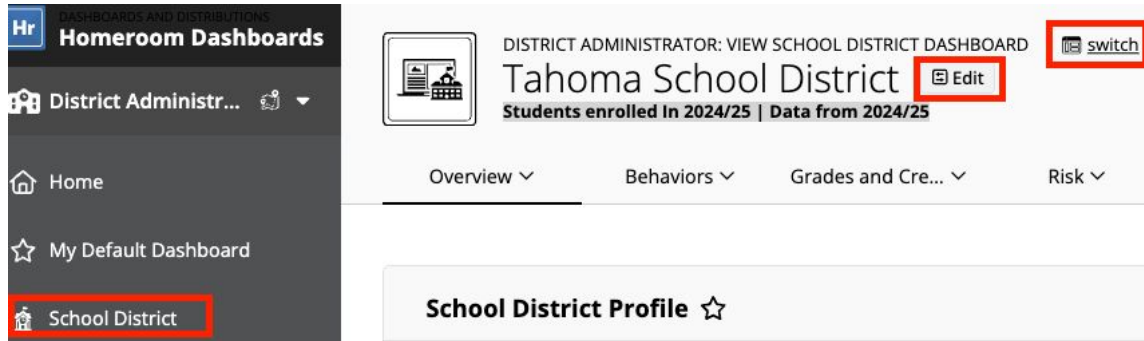
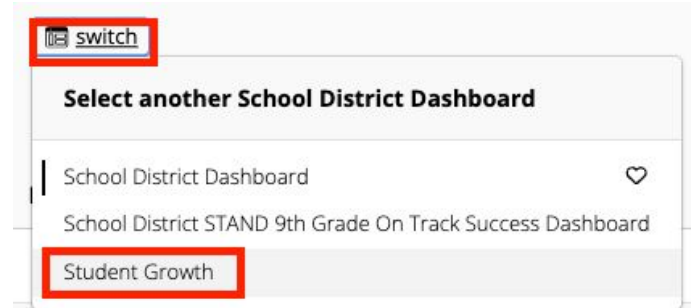
Select the two assessments you wish to compare growth between, they should be in chronological order (First Assessment Taken then Second Assessment Taken)

Student Growth Dashboard

Select the **School Dashboard**
In the left navigation.

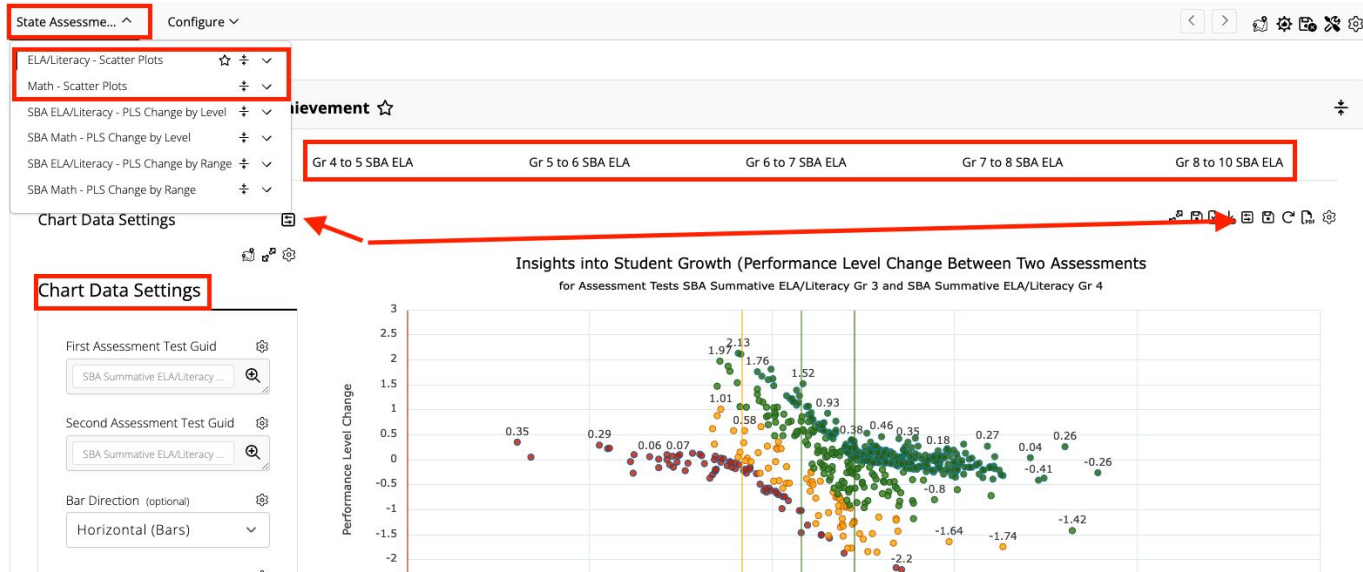
Click the **Switch** button and choose the **Student Growth Dashboard**.

Use the **Edit Page Data Settings** to filter the data.



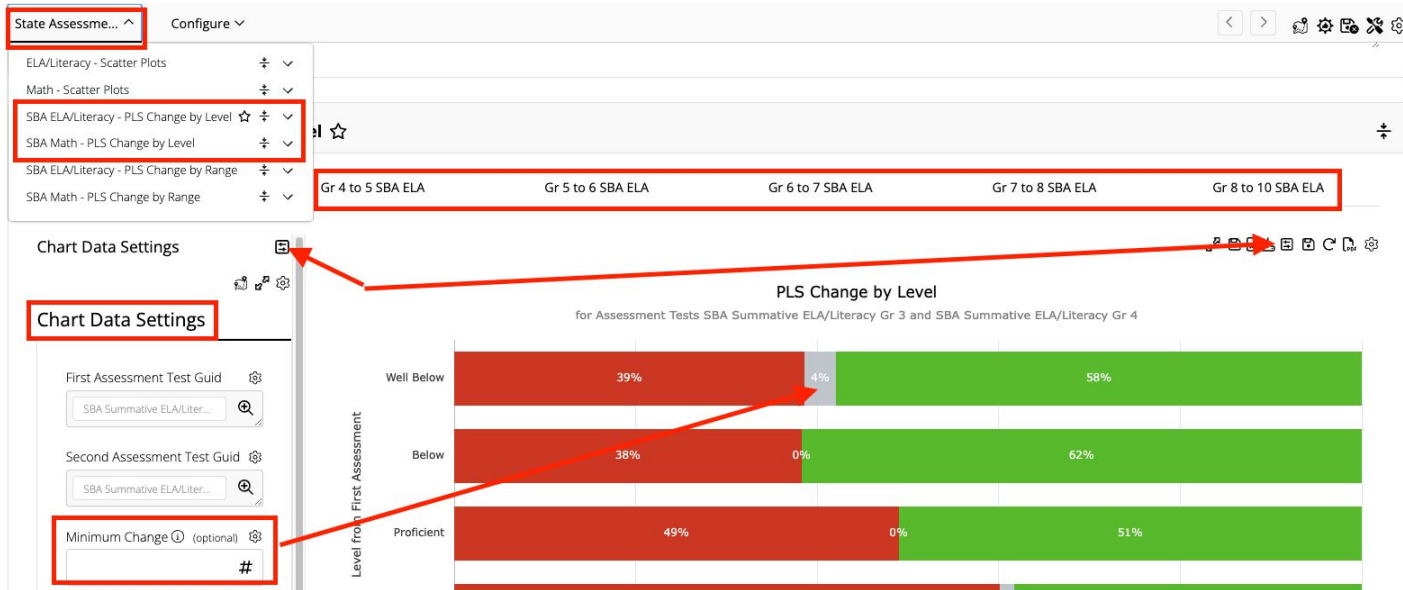
Scatter Plots

- Use the State Assessment Tab or Sub-Page tabs to view the chart and screenshot of your choice.
- Click the Chart Data Settings icon to close and provide more real estate for viewing.
- Hover over each plot to reveal detailed information.
- Click the plot point to open the student dashboard.



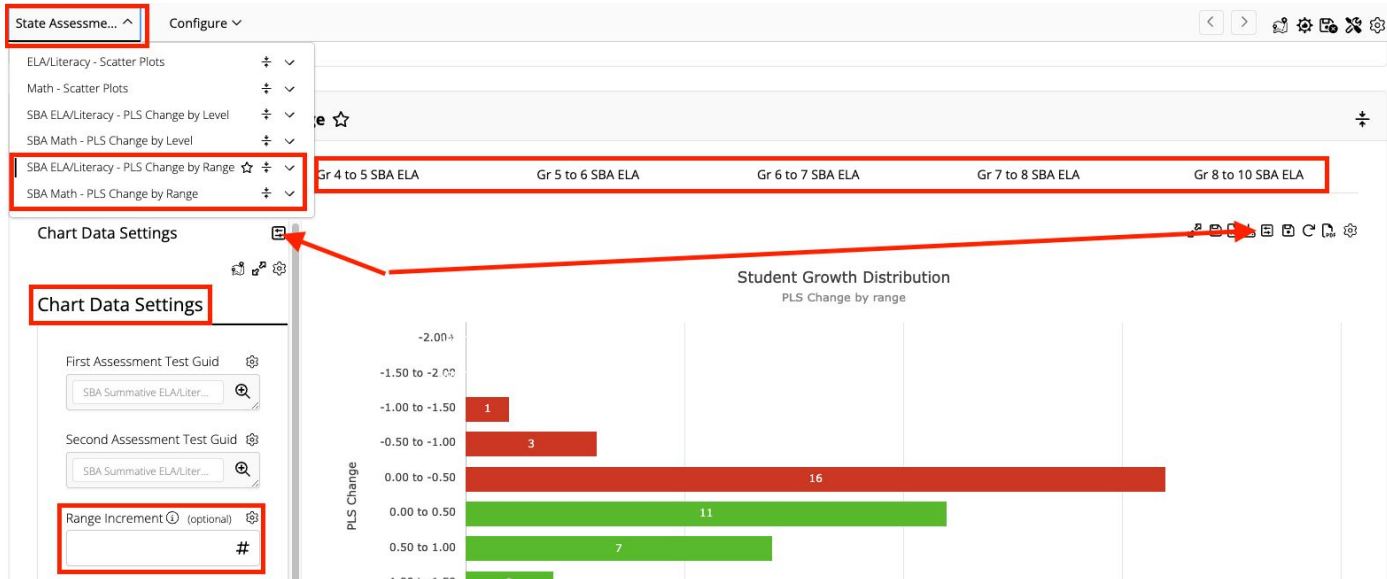
PLS Change By Level

- Use the State Assessment Tab or Sub-Page tabs to view the chart and screenview of your choice.
- Fill in **Minimum Change** field to alter the chart.
- Click the Chart Data Settings icon to close and provide more real estate for viewing.
- Hover over each bar to reveal detailed information.
- Click the bar to open the student dashboard.



PLS Change by Range

- Use the State Assessment Tab or Sub-Page tabs to view the chart and screenview of your choice.
- Fill in **Range Increment** field to alter the chart.
- Click the Chart Data Settings icon to close and provide more real estate for viewing.
- Hover over each bar to reveal detailed information.
- Click the bar to open the student dashboard.



Configure By Assessment

Similar to the left navigation selection, configure your student growth performance level change between two assessments as a scatter plot, PLS Change of Level or PLS Change of Range.

State Assesse... ▾ **Configure** ^

Growth - Cor | Configure by Assessment ☆ ⚙ ▾

PLS Change Scatter Plot PLS Change by Level PLS Change by Range

Chart Data Settings

Chart Data Settings

First Assessment Test Id (optional) ⚙

Second Assessment Te... (optional) ⚙

Scavenger Hunt

Assessments:

- Choose a grade band or class. What percentage of students met the standard?
- Find three students who scored below grade level.
- Find two students with upward trends in an assessment.

Risk: Explore two students who are at risk.

- What are the challenges?
- What achievable goal could you set to develop improvement?
- How could you track and monitor progress for a specific group?

Demographic: Find two students with a Home Language other than English.

- What are the challenges?
- What achievable goal could you set to develop improvement?
- How could you track and monitor progress for a specific group?

Student Spotlight: Select a student

- Are they enrolled in any special programs?
- What are their weaknesses/strengths?

Questions?

What was an ah-ha moment?

Self Directed Learning

To access **Self Directed Learning**, click the bottom left corner on the left navigation:

SchoolData.net | Self Directed Learning

The tasks you can complete in each SchoolData.net application are outlined below in step-by-step tutorials and videos, making it easy for each user to navigate to the information they need. Click an application at left to find the task you want to learn more about.

Search Tasks and Steps Search Q

APPLICATIONS / ROLES	TASKS	TASK DETAILS
SchoolData.net	District Administrator	
Dashboards and Di...	1. Personalize Dashboards <input type="checkbox"/>	Navigate Homeroom Dashboards Here, you will learn how all users can Navigate Homeroom Dashboards.
Homeroom Dashbo...	2. Create a Student Group <input type="checkbox"/>	
Data Administrator	3. Create a Personalized Link <input type="checkbox"/>	
School Administrator	4. Navigate Homeroom Dashboards <input type="checkbox"/>	Instructions 1. In the top left of the dashboard, the header will indicate your Role and the Dashboard you are currently viewing. It will also include the Enrollment School Year and the Data School Year(s) for the students you have filtered to view via the Page Data Settings.
Teacher	5. Manage Dashboard Containers <input type="checkbox"/>	
Specialist	6. Perform a Quick Search Using the Left Navigation Menu <input type="checkbox"/>	
Parent / Guardian	7. View Assessments <input type="checkbox"/>	
Student	8. View Demographics <input type="checkbox"/>	
District Administrator	9. View Behaviors <input type="checkbox"/>	
Guest / Explorer	10. View Plans <input type="checkbox"/>	
Activity Supervisor		
Student Details Man...		
Student Groups		
Risk Indicators		

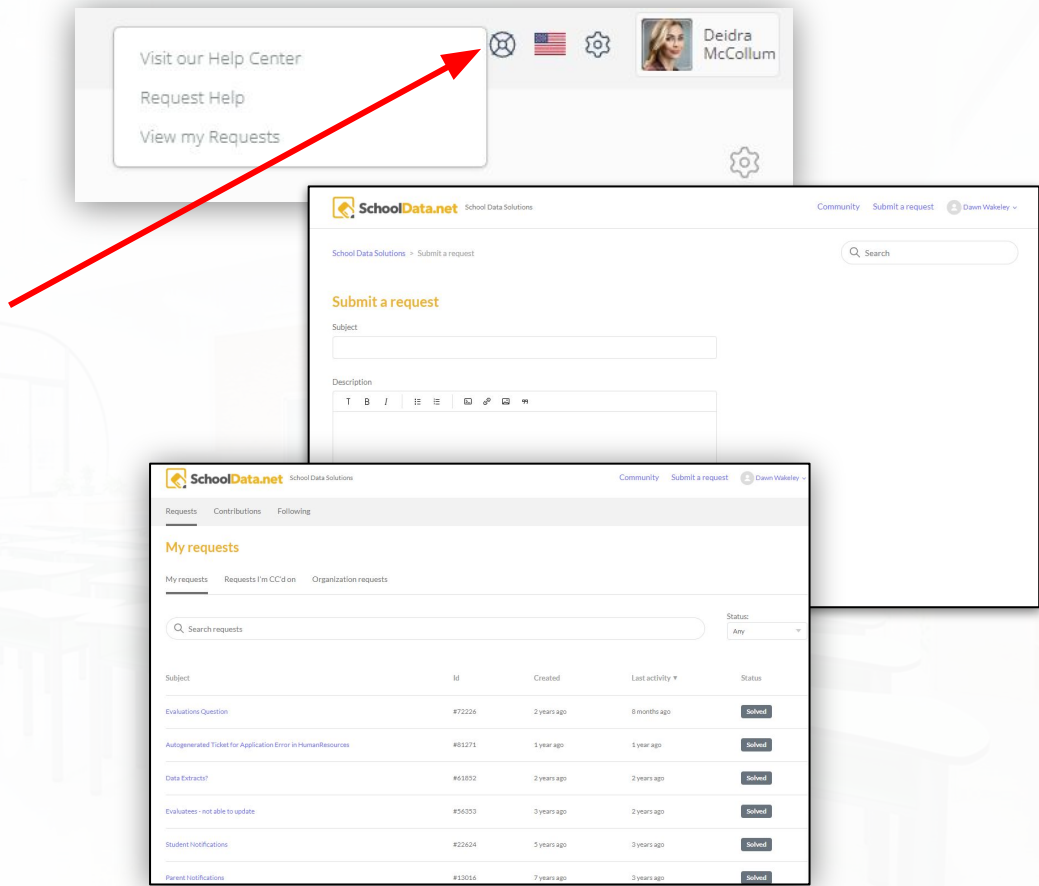


- Written directions will describe tasks. Some tasks include short videos.
- Contents are searchable.
- Tasks can be checked off to the far right as completed or bookmark.

Help Desk

Access our Help Desk by clicking on the **life preserver icon** in the top right corner.

- **Visit our Help Center** (Help Articles)
- **Request Help** (Email, Create Ticket)
- **View my Requests** (List of all your tickets in the system)



Help Desk - Training & Support Calendar

Newly added to the Help Desk


- Filter by Date
- Filter by Event Type

Training & Support Calendar

Filter by date or event type, then click any session to learn more and register. Questions about which training or user groups would most benefit you? [Contact our Customer Care team](#) for more info.

DATES ▼ EVENT TYPE ▼


JAN 30



DROP IN SUPPORT
Connect Office Hours
Drop in anytime during this hour for support with our new Connect Platform; ask questions or get one on one help....

● 10:00 AM - 11:00 AM


FEB 3



TRAINING
Connect Homeroom Data Admin: Manual Score Loader Training
This 30-minute session is a continuation of our year long trainings on assessment score loading in SchoolData. Gain a better understand of the...

● 9:00 AM - 9:30 AM

FEB 6



DROP IN SUPPORT
Connect Office Hours
Drop in anytime during this hour for support with our new Connect Platform; ask questions or get one on one help....

● 9:00 AM - 10:00 AM

Connect Homeroom Data Admin: Manual Score Loader Training



This 30-minute session is a continuation of our year long trainings on assessment score loading in SchoolData. Gain a better understand of the fundamentals of assessment score loading and learn specifics about the Manual processes that can be used to load scores into Homeroom.

Show more

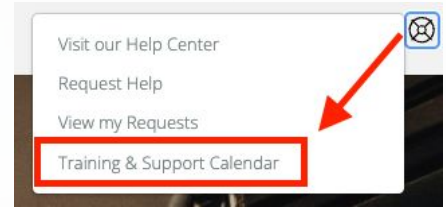
● WHEN

Monday, February 3 9:00 AM - 9:30 AM

[Add to Calendar](#)

● HOST

Tonyia Cooper



Click the title to view further details and add to your calendar.