



Homeroom Dashboards Lunch and Learn

September 23, 2020



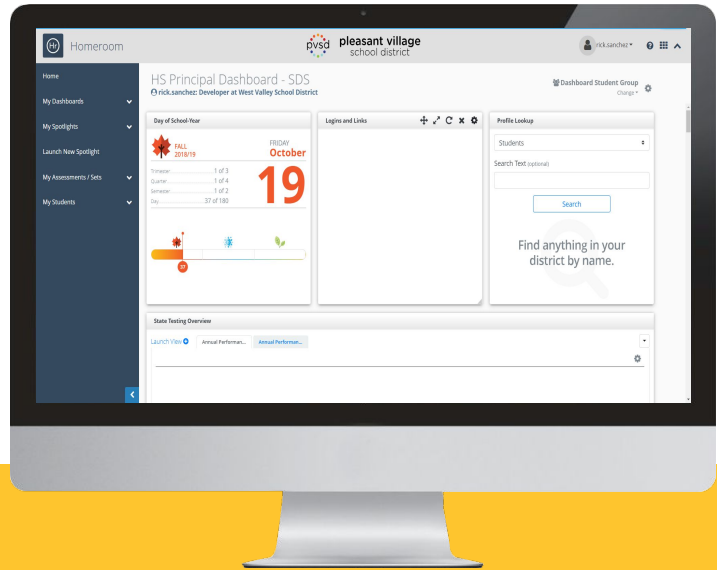
SHARE



COLLABORATE



LEARN



Lunch & Learn Plan


Sept 23: Back to Basics

**Winter and Spring: TBD but
will involve other SDS Apps**



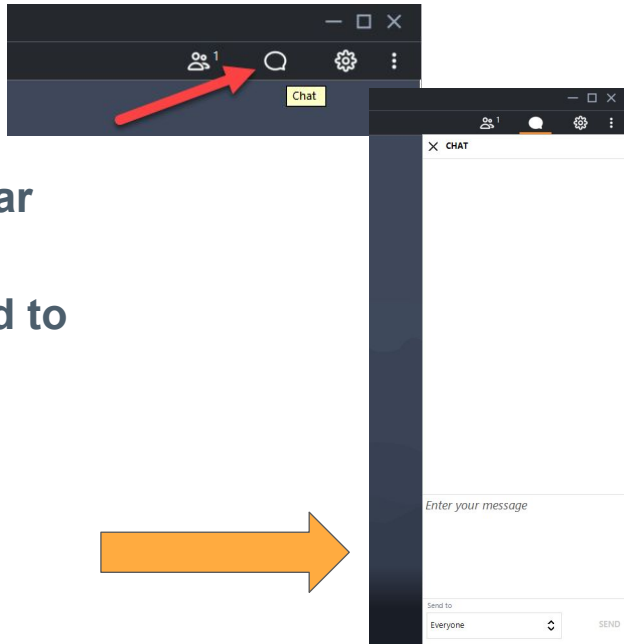
Today's Topics

- Homeroom Basics
 - Overview
 - Basic Settings
 - Basic Navigation
 - Students Spotlight
 - Resources and Help



How to Chat

- GoToMeeting Toolbar
- Type
- Choose who to send to



Course Registration and Resources

- Course Registration
 - Register for additional courses
 - Registered courses display as Enrolled

SCHOOL DATA SOLUTIONS PROFESSIONAL DEVELOPMENT SYSTEM

Home Course Registration My Records FAQ

Course Registration

To view course information, click the **Info** in the "Info" column.

You can search for courses by:

- **Dates** - click on a specific date on the calendar widget or filter by start date below.
- **Criteria Search** - select an option from the drop-down menus below.
- **Key Search** - type a key word in the text filter boxes below.

Click on the blue help icon (upper right-hand corner) for more detailed instructions.

Criteria Search

Category:

Intended Audience: Content Focus: Learning Level:

Clear Search

Key Search Info ID Start Date End Date Title Location Instructor

ENROLLED	Info	ID	Start Date	End Date	Title	Location	Instructor
		2	8/11/2020	8/11/2020	Support initiatives with Student Groups	Online Course	Wright, Jennifer
		3	8/13/2020	8/13/2020	Explore the new Dashboard Builder tool	Online Course	Wright, Jennifer
		4	8/19/2020	8/19/2020	Train the Trainer: Homeroom Dashboards	Online Course	Wright, Jennifer



My Courses

- My Records ⇔ My Courses
- View Course Details pdf
- Email Questions
- Complete Course Evaluation
 - We appreciate your feedback!
 - Available for 10 days
- Cancel Registration

SCHOOL DATA SOLUTIONS PROFESSIONAL DEVELOPMENT SYSTEM

Home Course Registration My Records FAQ

My Records

My Records Information.

New Users: The first time through you are prompted to complete each page. The information you provide will be used to contact you regarding your course registrations. Information will not be shared outside the system. All fields marked with are required. Click the at the bottom right to go to the next page. If you check "Register as an Instructor" you will complete 3 pages; otherwise you will complete 2 pages.

After you complete My Records the first time, you can return at any time to view or update data. You will then see tabs for all My Records items: My Courses, Personal Info, Contact Info, Instructor Info (if applicable) and Reports. Click on a tab to view or update your information.

My Courses Personal Info Contact Info Reports

Use this information to identify the icons shown on this page:

AV is the last column = Attendance Verification: NV=Not Verified, V=Verified, NS=No Show

Course Information Email Instructor Complete Evaluation Evaluation Due Date Missed Eval Completed Cancel Course

Wait List: Do not attend unless you are notified a seat becomes available and you are enrolled.

Combo: Sessions are a combo of enrolled, cancelled, &/or Wait List.

Click to view session enrollment details

Enrolled: You are enrolled and expected to attend

Cancelled: You have canceled your registration

When multiple pages of courses display, click this at the end to display all courses.

If you have filtered, click to return to the full view.

ID	Start Date	Course	Location	Info	eMail	Eval	Cancel	Status	AV
2	8/11/2020	Support Initiatives with Student Groups 10:30 AM with Jennifer Wright in the CoTeaching	Online Course						NV

Info eMail Eval Cancel Status



Clock Hour Transcripts

- Print Clock Hour Transcript from ProDev portal
 - My Records ⇌ Reports
- Transcript available 2 weeks after course
- Contact support@schooldata.net

with questions

ID	Report Title
211	Attendance Certificate
226	Individual Course Clock Hour Report
212	Official Transcript



Attendance verification for Clock Hours

Before logging off the GoToMeeting, show you attended for clock hours

- From the GoToMeeting, be sure your NAME and EMAIL address used for registration is reflected so we know you attended
- On your name, click the **down arrow**
- Click **Edit Your Name and Email...**
- Questions: support@schooldata.net





Overview



WHAT IS HOMEROOM?

A customized student data portal that combines information from numerous sources and presents it in a clear, consistent format.

Nightly loaded (automatic):

Student Demographic and other data

From SIS: Attendance, Discipline, Posted Grades, Gradebook Grades, Services Enrollments, Activities.

Periodically loaded (user initiated):

State Assessments
District Assessments
User input Assessments



How do I get to HOMEROOM?

<https://schooldistrict.schooldata.net/>



How do I log into HOMEROOM?

- Username is your SIS username or email
- Password is only known to you
 - Passwords are NOT synced with SIS.
 - If you do not remember your password, click [reset password](#).

Welcome to **SchoolData.net**

District

Username or Email

Password

[Reset Your Password](#) [Activate Account](#) [Unlock Your Account](#) [Sign In](#)



Basic Settings



New Home Page

Home
All Dashboards
Assessment Tests
My Creations
Find Students
Student Groups
Data Admin

Marysville School District
Jennifer Wright, Jennifer Wright
District Administrator
District Admin

CUSTOMIZED, PERSONALIZED, AUTOMATED
HOMEROOM DASHBOARDS

The powerful portal that brings your data together, and brings it to life.

Data can drown you - or drive you.
Transform a mountain of data into clear guideposts that help you see trends and take action.

Homeroom Dashboards channels all your data - from your student information system, state assessments, personalized student plans, and more - into one easy-to-use interface. And it's fully customizable, so you can segment, chart, or compare the exact information you need.

SCHOOL DATA SOLUTIONS

Left Navigation

- Multiple Paths to the Dashboards

Home
My Dashboards
All Dashboards

ALL DASHBOARDS
Choose a Dashboard

Homeroom delivers two kinds of dashboards:

1. Dashboards populated with data related to you, the user.
2. Dashboards populated with data related to some other person, or some other thing. For example data about another teacher, or about a school. We call these "Spotlights".

The difference relates to your data access permissions, and how we determine what data you should be able to see.

Dashboards about You

Choose any dashboard below to see data as a School Administrator.

- Elementary Principal Dashboard - SDS
- High School Principal Dashboard - SDS**
- Middle School Principal Dashboard - SDS

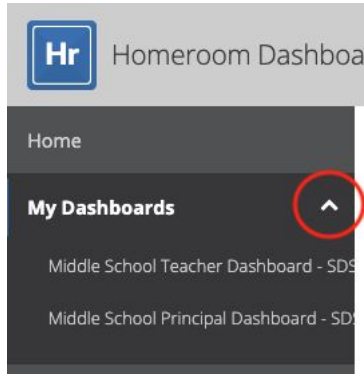
Dashboards about Others (Spotlights) [History](#)

- Teacher Spotlights
 - High School Teacher Spotlight - SDS
 - Middle School Teacher Spotlight - SDS
 - Elementary School Teacher Spotlight - SDS
- School Spotlights
 - High School Spotlight - SDS
 - Middle School Spotlight - SDS
 - Elementary School Spotlight - SDS
- Student Spotlights
 - Class Spotlights

SCHOOL DATA SOLUTIONS

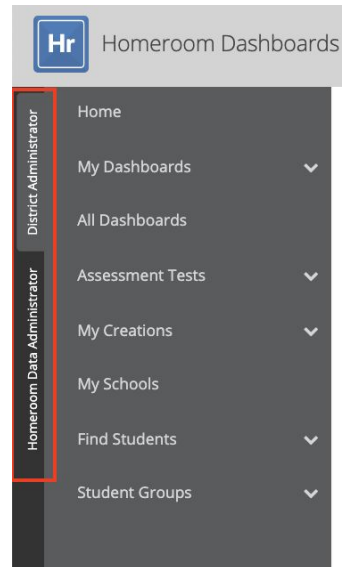
Left Navigation

- My Dashboard
 - Need to set Default and Favorite Dashboards



Left Navigation

- May have Personas
 - Switching reveals different options in Left Nav





Basic Navigation



Containers

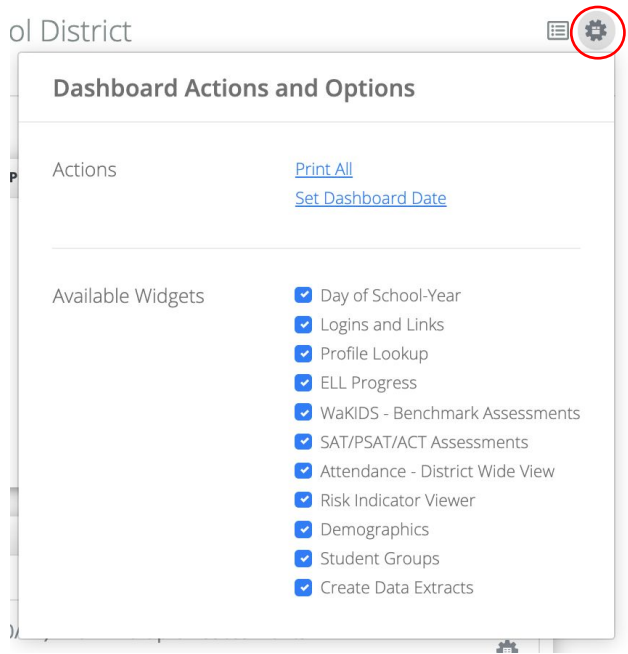
- **Container Navigation**

A screenshot of a dashboard with three main navigation containers. The first container, 'Day of School-Year', shows the current date as Sunday, September 20, 2020, and includes a calendar view. The second container, 'Logins and Links', is highlighted with a red border and contains three links: 'Frontline Substitute System', 'PDEnroller - Professional Development', and 'Skyward'. The third container, 'Profile Lookup', contains a search bar with the text 'Find anything in your district by name' and a magnifying glass icon.

A screenshot of a 'State Testing Individual Scores - WA' section. It features a 'Launcher' dropdown menu with a red border around it, which is currently set to 'SBA ELA'. A 'SBA Math' button is also visible next to it.

Containers

- Scroll web page
- Moving through containers with gear



Containers

- Container Tools

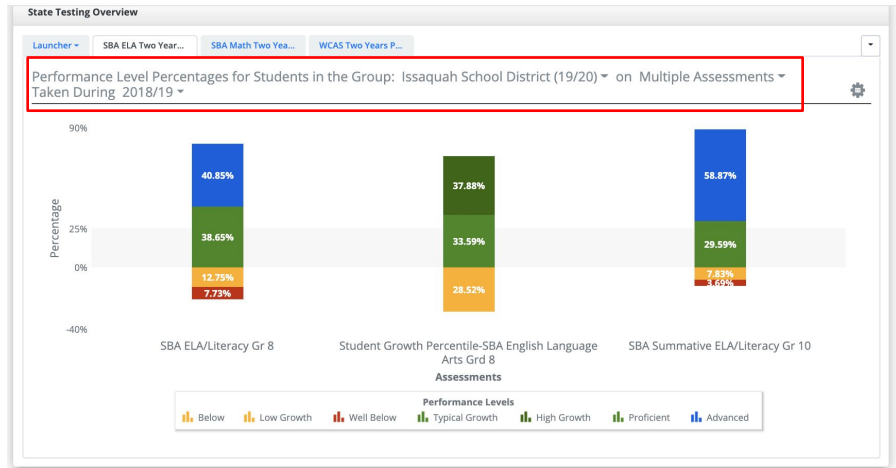


- Rearrange
- Toggle Full Screen
- Refresh
- Close
- Container Actions and Options



Containers - Assessment

- Performance Level Chart



Containers - Assessment

- Clickable Performance Levels

State Testing Overview

Performance Level Percentages for Students in the Group: Issaquah School District (19/20) on Multiple Assessments Taken During 2018/19

40.85%

38.65%

12.75%

7.73%

SBA ELA/Literacy Gr 8

Student Growth Percentile-SBA English Language Arts Grd 8

SBA Summative ELA/Literacy Gr 10

Performance Levels

Below Low Growth Well Below Typical Growth High Growth Proficient Advanced

Student List

Select All

Students (6245 records)

<input checked="" type="checkbox"/>	Student A'Lea * SSID 1234567890 Gender F Race Ethnicity Two or more races	Is Currently enrolled 1 Current Cum GPA Current Credits Last Known School Year 2020/21	Last Known School Island Park Elem... Last Known Grade Level 3rd Grade
<input checked="" type="checkbox"/>	Student Aadi * SSID 1234567890 Gender M Race Ethnicity White	Is Currently enrolled 1 Current Cum GPA Current Credits Last Known School Year 2020/21	Last Known School Lakeridge Eleme... Last Known Grade Level 3rd Grade
<input checked="" type="checkbox"/>	Student Aadyaa * SSID 1234567890 Gender F Race Ethnicity White	Is Currently enrolled 1 Current Cum GPA Current Credits Last Known School Year 2020/21	Last Known School Lakeridge Eleme... Last Known Grade Level Kindergarten...
<input checked="" type="checkbox"/>	Student Aaliyah * SSID 1234567890 Gender F Race Ethnicity White	Is Currently enrolled 1 Current Cum GPA Current Credits Last Known School Year 2020/21	Last Known School Northwood Ele... Last Known Grade Level 3rd Grade
<input checked="" type="checkbox"/>	Student Abbygayle * SSID 1234567890 Gender F Race Ethnicity Asian	Is Currently enrolled 1 Current Cum GPA Current Credits Last Known School Year 2020/21	Last Known School Mercer Island Hi... Last Known Grade Level 9th Grade



Containers - Assessment

Assessment Set

The screenshot shows the 'WaKIDS - Benchmark Assessments' interface. At the top, it displays 'Assessment Scores on Assessment Set: WAKids for Student Group: (SFISY:63947) | Mercer Island School District (20/21) (630 records)'. Below this is a table with columns for 'Student', 'Score', and several assessment categories: 'WakIDS: Cognitive -', 'WakIDS: Language -', 'WakIDS: Literacy - Fall', 'WakIDS: Math - Fall', and 'WakIDS: Physical -'. A red arrow points from the 'Score' column header to a 'Column Actions & Options' menu. The menu is open, showing options: 'Sort Ascending', 'Sort Descending', and 'Filter'.

Student	Score	Score	Score	Score	Score
A'Lea *	680	644	775	537	767
Aadi *	377	371	656	353	595
Aaliyah *	546	538	696	376	677
Adrianna *	590	549	715	376	654
Advita *	525	468	689	473	575
Allin *	506	491	671	480	677



Containers - Assessment

Assessment Set

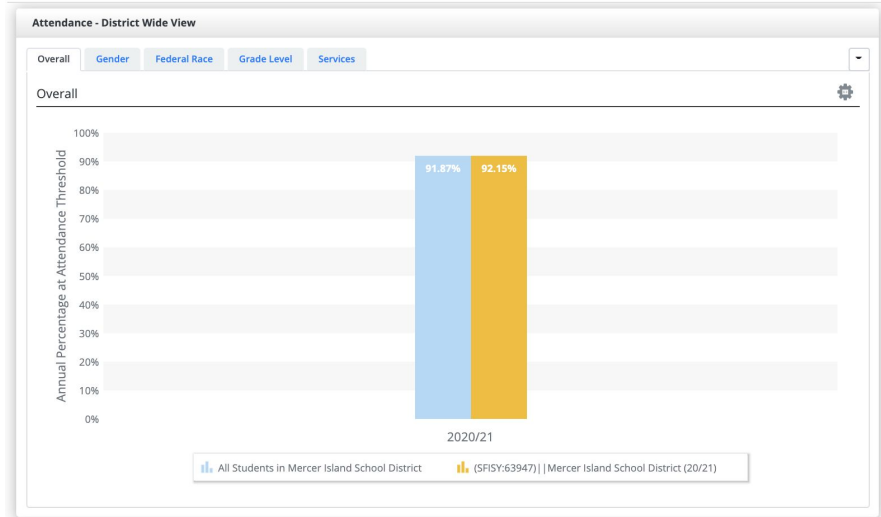
The screenshot shows the 'WaKIDS - Benchmark Assessments' interface. At the top, it displays 'Assessment Scores on Assessment Set: WAKids for Student Group: (SFISY:63947) | Mercer Island School District (20/21) (630 records)'. Below this is a table with columns for 'Student', 'Score', and several assessment categories: 'WakIDS: Math - Fall', 'WakIDS: Physical -', and 'WakIDS: Soc-Emo -'. A red circle highlights the 'Screen View Actions & Options' menu. The menu is open, showing options: 'Download', 'Download as Report', 'Download as Data Table', 'Download Validation Workbook', 'Videos', and 'Part 1: Assessment Set Scores Video'. The 'Download' option is highlighted with a red box.

Student	Score	Score	Score
A'Lea *	537	767	415
Aadi *	353	595	390
Aaliyah *	376	677	495
Adrianna *	376	654	519
Advita *	473	575	428
Allin *	480	677	450



Containers - Attendance

- Overall



Containers - Attendance

- Individual Student - Data Grid

Attendance - Individual Students

Total Attendance | Last 30 Days | Tardies

Student Total Attendance for Student Group: Columbia (20/21)

	Student Name LastName, FirstName	Enrollments Current Grade Level	Behaviors				
			Total Number Days Absent in the Prior	Total Number Days Absent in the	Total Number Days Excused Absent in	Total Number Days Unexcused Absent in	Total Number Days Other Absent in the
Q	Wuthrich*, Jessamyn	4	5.0	10.0	0.0	10.0	0.0
Q	Vergara Ruiz*, Silvano	1	8.0	7.5	0.0	7.5	0.0
Q	Rangel Valdivia*, Kaylah	1	1.0	7.5	0.0	7.5	0.0
Q	Shepard*, Kallea	1	13.5	7.0	0.0	7.0	0.0
Q	Mewszel*, Berlynn	1	14.0	7.0	0.0	7.0	0.0
Q	Zamora Jimenez*, Lalisia	1	19.5	7.0	0.0	7.0	0.0
Q	Funderburk*, Ellizah	3	9.5	7.0	0.0	7.0	0.0
Q	*, Elizandro	4	6.5	6.5	0.0	6.5	0.0



Containers - Attendance

- Individual Student - Data Grid

Attendance - Individual Students

Total Attendance | Last 30 Days | Tardies

Student Total Attendance for Student Group: Columbia (20/21)

Student Name	Enrollments	Behaviors
LastName, FirstName	Current Grade Level	Total Number Days Absent in the Prior School Year
Wuthrich*, Jessamyn	4	5.0

Screen View Actions & Options

<-1 Data Settings

Zoom: 50 66 75 100 150 200

Download Spreadsheet

Containers

- General Information
- Assessments
- Attendance
- Risk
- Behaviour
- Demographics

Logging In Tip

- Directly Log into Dashboard

ille School District Jennifer.Wright Jennifer.Wright
District Administrator
Mon, May 11, 2020

Application Actions and Options - Homeroom

SchoolData.net Settings **Homeroom Settings**

Default Student Group Student Group (Change student group)
Unselected

Default Home Screen Home Screen (About default home screen)
✓ Intro Page
Your Default Dashboard

Logout



Navigating to Other Apps

- New Top Navigation

DD Dashboards and Distributions

Homeroom Dashboards

IMPROVING EDUCATION THROUGH **RISK INDICATORS**
Risk indicators let school districts utilize any available data point as a measure to determine risk and give stakeholders valuable student insights.

ENTER

FY FR CP GM HB RI

SHAPING YOUR FUTURE WITH THE **FOUR YEAR PLANNING**
Explore courses available at your high school, then assemble a four year plan that matches your personal pathway and fulfills graduation requirements.

ENTER



Finding Specific Assessment

- **Assessment Tests → Launch Assessment**

The screenshot shows a user interface for 'MY ASSESSMENTS'. On the left is a dark sidebar with a menu. The 'Assessment Tests' section is expanded, and 'Launch Assessment' is highlighted with a red circle. The main content area is titled 'Launch Assessment' and contains two data visualization cards. The first card, 'Assessment Test Scores', shows a horizontal bar chart with green bars of varying lengths and a red bar at the bottom. The second card, 'Assessment Subgroup Comparison', shows a stacked bar chart with segments in red, orange, and green.



[Finding Assessments Help Article](#)



Student Spotlight



Student Spotlight

STUDENT SPOTLIGHT - SDS: SELECT DATA TIME-PERSPECTIVE
Valusia Losik-Bowman* 8th Grader at Wahkiakum Middle School

Day Of The School Year

FALL 2020/21

WEDNESDAY
September 23

Trimester: 1 of 3
Quarter: 1 of 4
Semester: 1 of 2
Day: 11 of 180

Student Schedule

Annual Schedule of Valusia Losik-Bowman* for 2020/21

Semester	Period	MTWRF	rm	Course	Teacher	Score
Semester 1 of 2	1st Period - MTWRF		rm Social Studies (grade 8)	Social Studies (grade 8) 04438N	Montoya Barajas*, Keiden A.	0.5cr
Semester 1 of 2	2nd Period - MTWRF		rm Language Arts (grade 8)	Language Arts (grade 8) 01036N	Dershham*, Craig A.	0.5cr
Semester 1 of 2	3rd Period - MTWRF		rm Leadership	Leadership 22101N	Jenkin A.	0.5cr

Dashboard Actions and Options

Actions: [Prior All](#), [Set Dashboard Date](#)

Spotlights

- [Student Spotlight - SDS](#)
- [High School Student Spotlight - SDS](#)
- [Elementary School Student Spotlight - SDS](#)
- [At-Risk Student Spotlight - SDS](#)
- [Middle School Student Spotlight - SDS](#)
- [ALE Student Spotlight - SDS](#)

Available Widgets

- Day Of The School Year
- Student Schedule
- Student Profile
- Student Attendance
- Student Assessments
- Student Learning Plan (SLP)
- Student Graduation Req. (CIA/CAA)
- Student Accomplishments
- Student Health



Data Settings to View Previous Years

- Schedule
- Attendance
- Discipline
- Services
- Gradebook

Student Schedule

Annual Schedule of Aaron Genrey * for 2020/21

Semester	Period	MTWRF	rm	Course	Teacher	Score
Semester 1 of 2	1st Period - MTWRF		rm Social Studies (grade 6)	Social Studies (grade 6) 04436N	Flora-Greathouse*, Harnaz A.	0.5cr
All Year	2nd Period - MTWRF		rm Physical, Health, and Safety Education 420	Physical, Health, and Safety Education 420 08036N		
Semester 1 of 2	3rd Period - MTWRF		rm Mathematics (grade 6)	Mathematics (grade 6) 02036N	Migwi*, Andry A.	0.5cr

Data Settings

School Year

Select ▾

2017/18

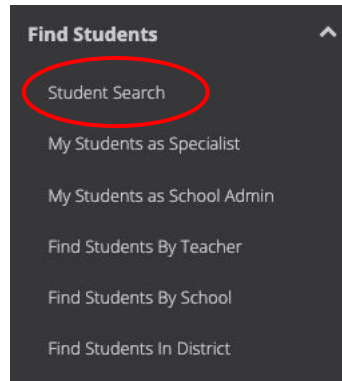
2018/19

[Reload](#)



Left Navigation

- Find Students
 - List is different based on role



Left Navigation

- Student Search - defaults


A screenshot of the "FIND STUDENTS Student Search" form. The form is titled "Search Form" and contains several input fields with default values and "Select" links for dropdown menus. The fields are: "First Name (optional)" (empty), "Last Name (optional)" (empty), "Schools (optional)" (dropdown menu with "Marshall Elementary" selected), "Grade Levels (optional)" (dropdown menu), "Enrollment School Year (required)" (dropdown menu with "Currently Enrolled" selected), and "SSID (optional)" (empty). A blue "Search" button is located at the bottom center of the form.



Left Navigation

- Student Search

FIND STUDENTS
Student Search

Search Form 

Results

Homeroom Find Students Search (1 records)


First Name	Last Name	School Year	Grade Level	School
Kais	Allen-Robinson*	2019/20	Kindergarten	Marshall Elementary




Profile Lookup

Profile Lookup

Find anything in your district by name

Profile Lookup 

What are you searching for
Students 

First Name Last Name Schools [Select](#)

Grade L... [Select](#) Enrollm... [Select](#) SSID



Hotlink Name & Row Action Gear

Student	ELPA21 HS Overall	ELPA21 Gr 8 Overall	ELPA21 Gr 7 Overall	ELPA21 Gr 6 Overall	ELPA21 Gr 5 Overall	ELPA21 Gr 4 Overall	ELPA21 Gr 3 Overall	ELPA21 Gr 2 Overall	ELPA21 Gr Overall
Aaron Genrey *					2	2	2		
Adonis *					1	2	2		
Aida *								2	
Alene *			2	2	1				
Allysa Erin *								2	2
Alvaro *									

Student:

1. Launch Student Profile
 Launch Student Assessment Set Scores
 Launch Student Assessment Scores

Page 1 of 36 | 50 per page



Hotlink Name & Row Action Gear

Profile of Aaron Genrey A. *

ROLE: Student, 6th Grader at Mason

PERSONAL INFO: Birthdate: February 21, 2009, Age: 11, Gender: M

ELL Progress

Assessment Scores for Allysa Erin *

School Year	Subject	Assessment	Date	Score
2019-20	Language	ELPA21 Gr 2 Overall	03/02/2020	State
2019-20	Math	STAR Math Gr 2 Winter SS/ISA BMark	01/21/2020	District
2019-20	Math	STAR Math Gr 2 SS ProgMon	01/21/2020	District
2019-20	Math	STAR Math SSP Gr 2 Fall to Winter	01/21/2020	District
2019-20	Math	STAR Math Gr 2 Winter SS/ISA BMark	01/21/2020	District
2019-20	Math	STAR Math SSP Gr 2	01/21/2020	District
2019-20	Math	STAR Math Gr 2 SS ProgMon	11/19/2019	District
2019-20	Math	STAR Math SSP Gr 2	11/19/2019	District
2019-20	Math	STAR Math Gr 2 SS ProgMon	11/19/2019	District
2019-20	Math	STAR Math Gr 2 Fall SS/ISA BMark	09/26/2019	District
2019-20	Math	STAR Math Gr 2 SS ProgMon	09/26/2019	District
2019-20	Math	STAR Math Gr 2 Fall SS/ISA BMark	09/26/2019	District
2019-20	Math	STAR Math SSP Gr 2	09/26/2019	District
2019-20	Math	STAR Math Gr 2 SS ProgMon	09/26/2019	District

ELL Progress

Assessment Set Scores for Braxton * on ELPA21

Assessment Set	Score
ELPA21 Gr 5 Overall	3
ELPA21 Gr 4 Overall	2
ELPA21 Gr 3 Overall	2

Student Photo

Student List

Select All

Students (1 records)

 **Jordan Elliott**
19 Year-Old White Male
12th Grader
West Valley High School

1 - 1 of 1

PARENT HIGH SCHOOL STUDENT SPOTLIGHT - SDS: SELECT DATA TIME-PERSPECTIVE
Jordan Elliott 12th Grader at West Valley High School

Day Of The School Year

FALL 2020/21

MONDAY September 21

Semester: 1 of 2
Quarter: 1 of 4
Trimester: 1 of 3
Day: 14 of 180

Student Schedule

Annual Schedule of Jordan Elliott for 2020/21

Semester	Period	MTWTF	MTWRF	MTWRF	rm	2102, 2102, 2102	Adaptive Work Transitions SED#	Johnson, Ryan Richard	1.Scr	No class scheduled
Semester 1 of 2	1st Period	MTWTF	MTWRF	MTWRF	rm 2102, 2102, 2102		Adaptive Work Transitions SED#	Johnson, Ryan Richard	1.Scr	No class scheduled
Semester 1 of 2	2nd Period	MTWRF	MTWRF	MTWRF	rm 2102, 2102, 2102		Adaptive Work Transitions SED#	Johnson, Ryan Richard	1.Scr	No class scheduled
Semester 1 of 2	3rd Period	MTWRF	MTWRF	MTWRF	rm 2102, 2102, 2102		Adaptive Work Transitions SED#	Johnson, Ryan Richard	1.Scr	No class scheduled



All Dashboards

ALL DASHBOARDS

Choose a Dashboard

2. Dashboards populated with data related to some other person, or some other thing. For example data about another teacher, or about a school. We call these "Spotlights".

The difference relates to your data access permissions, and how we determine what data you should be able to see.

Dashboards about **You**

- ✓ You are **NOT** a District Administrator
- ✓ You are **NOT** a School Administrator
- ✓ You are **NOT** a Teacher
- ✓ You are **NOT** a Specialist
- ✓ You are **NOT** a Guardian

Dashboards about **Others** (Spotlights)

[History](#)

- ✓ Teacher Spotlights
- ✓ School Spotlights
- ✓ **Student Spotlights**
 - Student Spotlight - SDS
 - Losik-Bowman*, Valusia
 - High School Student Spotlight - SDS
 - *, Kamariah • Cindy*, Britny
 - Elementary School Student Spotlight - SDS
 - *, Glenn • Dysart*, Amy • Quintos*, Kynan
 - At-Risk Student Spotlight - SDS
 - Middle School Student Spotlight - SDS
 - Losik-Bowman*, Xian
 - ALE Student Spotlight - SDS
 - Bartholomew*, Angelique
- ✓ Class Spotlights
- ✓ Activity Spotlights





Resources and Help



Help Articles

- All Dashboard Basic/How To Help Articles have been updated
<https://sdshelpdesk.zendesk.com/hc/en-us/sections/360000299648-Basics-How-to-s>

Help Desk

- “Request Help” via the “?” in the application
- Email support@schooldata.net
- Call (509) 688-9536



Thank you!

