

Student Group Creation

August 11, 2020



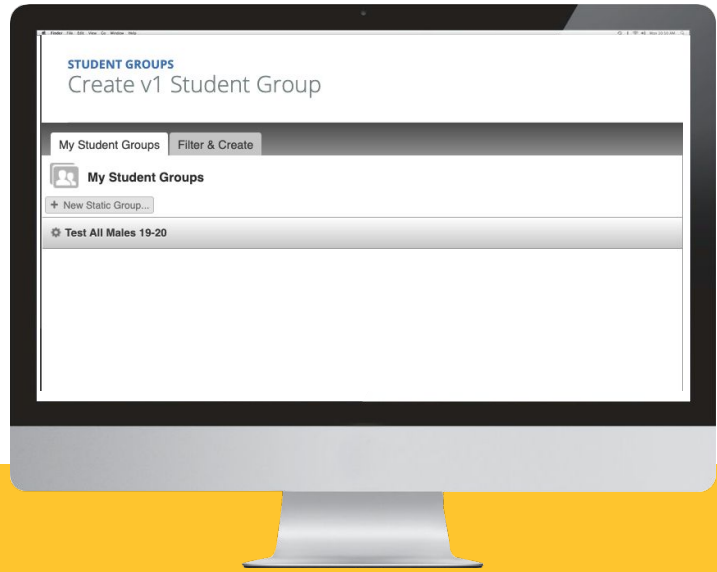
SHARE



COLLABORATE

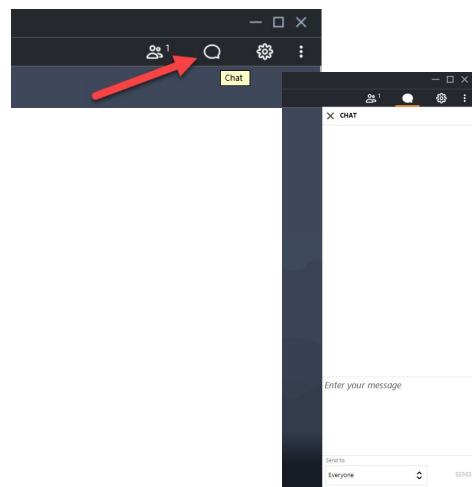


LEARN



How to Chat

- GoToMeeting Toolbar
- Type
- Choose who to send to



Course Registration and Resources

- Course Registration
 - Register for additional courses
 - Registered courses display as Enrolled
- Course Resources
 - Locate presentation by clicking the course details pdf
 - Links listed under Course Materials

Course Registration

To view course information, click the **Info** in the "Info" column.

You can search for courses by:

- **Dates** - click on a specific date on the calendar widget or filter by start date below.
- **Criteria Search** - select an option from the drop-down menus below.
- **Key Search** - type a key word in the text filter boxes below.

Click on the blue help icon (upper right-hand corner) for more detailed instructions.

Key Search	Info	ID	Start Date	End Date	Title	Location	Instructor
ENROLLED	Info	2	8/11/2020	8/11/2020	Support initiatives with Student Groups	Online Course	Wright, Jennifer
Register	Info	3	8/13/2020	8/13/2020	Explore the new Dashboard Builder tool	Online Course	Wright, Jennifer
Register	Info	4	8/19/2020	8/19/2020	Train the Trainer: Homeroom Dashboards	Online Course	Wright, Jennifer

Other Course Information

Course Materials [Student Group ProDev 8-11-2020.pdf](#)

3

My Courses

- My Records ⇒ My Courses
- View Course Details pdf
- Email Questions
- Complete Course Evaluation
 - We appreciate your feedback!
 - Available for 10 days
- Cancel Registration

My Records

My Records Information.

New Users: The first time through you are prompted to complete each page. The information you provide will be used to contact you regarding your course registrations. Information will not be shared outside the system. All fields marked with ***** are required. Click the **?** at the bottom right to go to the next page. If you check "Register as an Instructor" you will complete 3 pages; otherwise you will complete 2 pages.

After you complete My Records the first time, you can return at any time to view or update data. You will then see tabs for all My Records items: My Courses, Personal Info, Contact Info, Instructor Info (if applicable) and Reports. Click on a tab to view or update your information.

My Courses | Personal Info | Contact Info | Reports

Use this information to identify the icons shown on this page:

AV is the last column = Attendance Verification: NV=Not Verified, V=Verified, NS=No Show

ID	Start Date	Course	Location	Info	eMail	Eval	Cancel	Status	AV
2	8/11/2020	Support initiatives with Student Groups 10:30 AM with Jennifer Wright in the CoTeaching	Online Course	Info	eMail	Eval	Cancel	Status	AV

Info | **eMail** | **Eval** | **Cancel** | **Status**

4

Clock Hour Transcripts

- Print Clock Hour Transcript from ProDev portal
 - My Records ⇌ Reports
- Transcript available 2 weeks after course
- Contact

support@schooldata.net

with questions

ID	Report Title
211	Attendance Certificate
226	Individual Course Clock Hour Report
212	Official Transcript



How do I get to HOMEROOM?



Welcome to **SchoolData.net**

SCHOOL DATA SOLUTIONS

District:

Username or Email:

Password:

[Reset Your Password](#) [Activate Account](#) [Unlock Your Account](#) [Sign In](#)



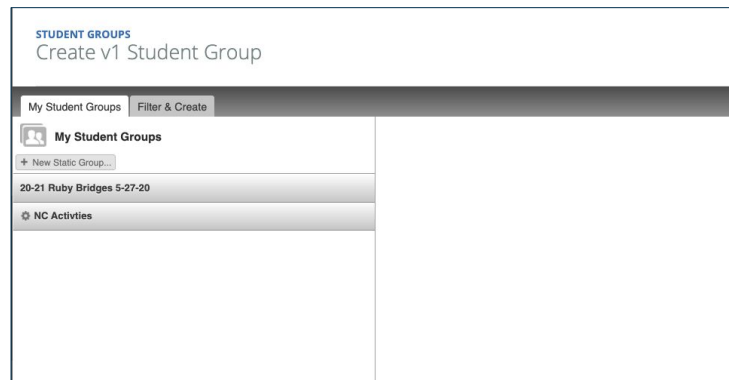
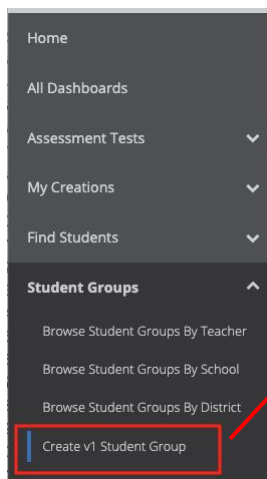
Objectives

- *Introduction to the Student Groups Widget*
- *Understand the difference between static and smart groups*
- *Create own student groups for specific initiatives*
- *Utilize groups within Dashboards*



7

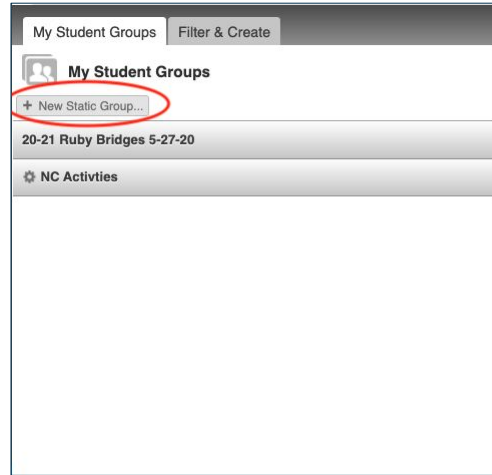
Student Groups – Creating Student Groups



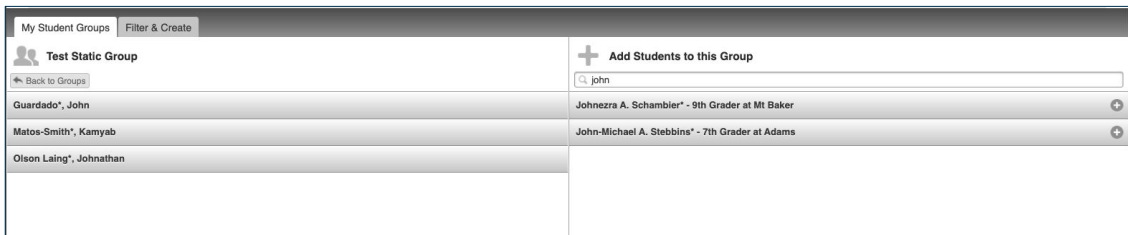
8

Student Groups – Static Groups


- Specific list of students
- Membership does not change unless user adds/deletes
- Create by importing list or selecting students individually



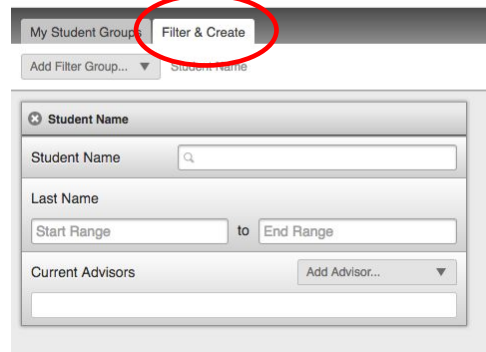
Student Groups – Static Groups



Student Groups – Smart Groups

- Dynamic list of students based on filter criteria
- Membership changes nightly
- Created by combining filters
- In group list have a  next to name

Create v1 Student Group



My Student Groups **Filter & Create**

Add Filter Group... Student Name

Student Name

Student Name

Last Name

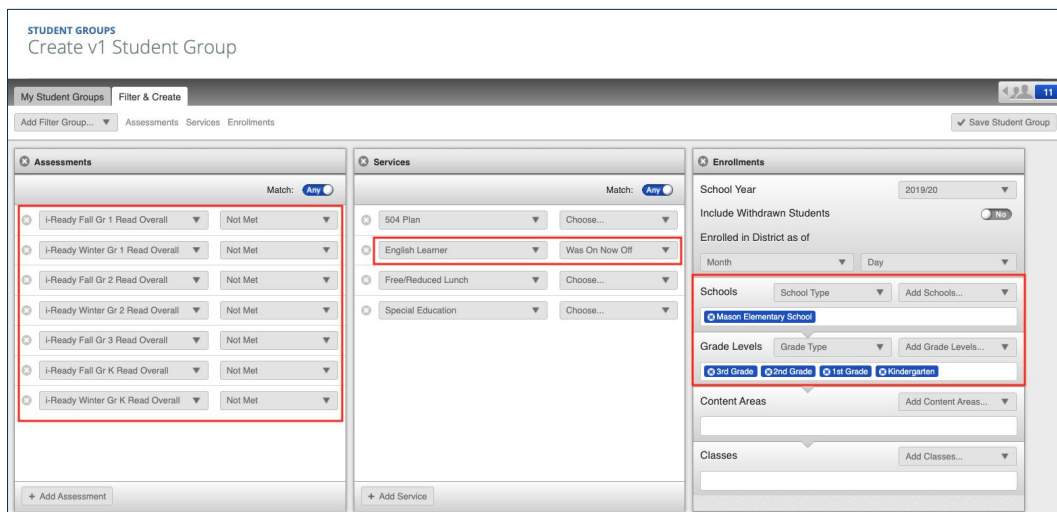
Start Range to End Range

Current Advisors Add Advisor...



11

Student Groups – Smart Groups



STUDENT GROUPS
Create v1 Student Group

My Student Groups **Filter & Create** 11

Add Filter Group... Assessments Services Enrollments Save Student Group

Assessments Match: **Any**

- I-Ready Fall Gr 1 Read Overall Not Met
- I-Ready Winter Gr 1 Read Overall Not Met
- I-Ready Fall Gr 2 Read Overall Not Met
- I-Ready Winter Gr 2 Read Overall Not Met
- I-Ready Fall Gr 3 Read Overall Not Met
- I-Ready Fall Gr K Read Overall Not Met
- I-Ready Winter Gr K Read Overall Not Met

Services Match: **Any**

- 504 Plan Choose...
- English Learner Was On Now Off
- Free/Reduced Lunch Choose...
- Special Education Choose...

Enrollments

School Year 2019/20

Include Withdrawn Students No

Enrolled in District as of

Month Day

Schools School Type Add Schools...

Masori Elementary School

Grade Levels Grade Type Add Grade Levels...

3rd Grade 2nd Grade 1st Grade Kindergarten

Content Areas Add Content Areas...

Classes Add Classes...



12

Student Groups – Sample Groups

Sample Groups:

- Static - Watch list
- Smart - Current SpEd Students K-5
- Smart - HS students below standard on Reading
- Smart - Students A-L
- Smart - Male, Hispanic 9th-12th Graders who have never been in SpEd



Dashboards – Changing Student Groups

ELEMENTARY SCHOOL PRINCIPAL DASHBOARD - NORTSHORE
Kristalyn Jenkins*, ELEMENTARY PRINCIPAL
Cowlitz (19/20) ▾
ELEMENTARY PRINCIPAL: Cowlitz (19/20)
Pick new Default Group

Student Group Add Student Group

Student Group Filters
School Years (optional) Select
Current School Year
My Groups Shared Groups

Student Group Search Results Columns

Label	
3rd Grade at Cowlitz (19/20)	
4th Grade at Cowlitz (19/20)	
5th Grade at Cowlitz (19/20)	
Test All Males 19-20	

1 - 17 of 17 Page 1 of 1 50 per page

Your Selected Student Group



Student Groups – Copy/Share Student Groups

Copy

- A copy is placed in user's account
- User can modify members or filters
- Modifications DO NOT affect original student group

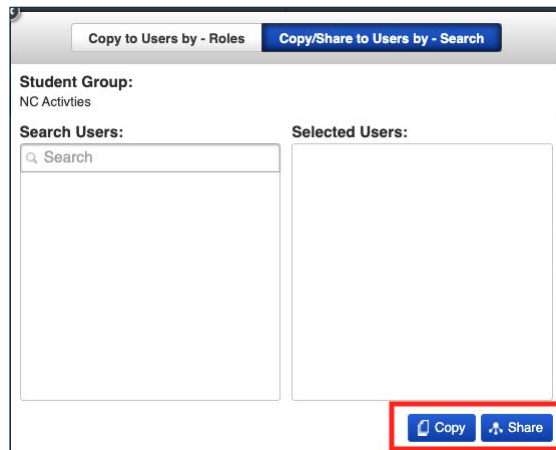
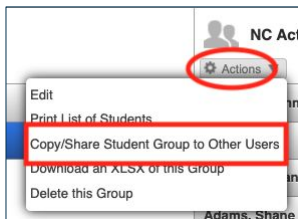
Share

- A shared version of group is placed in user's account
- Users can modify members or filters both in original and shared student group
- Modifications affect all versions of the student group in all users' accounts



15

Student Groups – Copy/Share Student Groups



16

Student Groups – At Rollover (early August)

- Static Groups
 - Static groups are still the same
- Smart Groups
 - A snapshot of each smart group is taken and saved as a static group (with date of snapshot appended to name)
 - Smart group remains and continues to look at current year students.
 - Smart groups need to be updated if date ranges in filters are used



Student Groups – Resources

- Help Center Articles
 - [Student Groups Widget](#)
 - [Smart Group Creation](#)



THANK YOU!

If you need further help, click the [?](#) and choose **Request Help**
OR email support@schooldata.net

