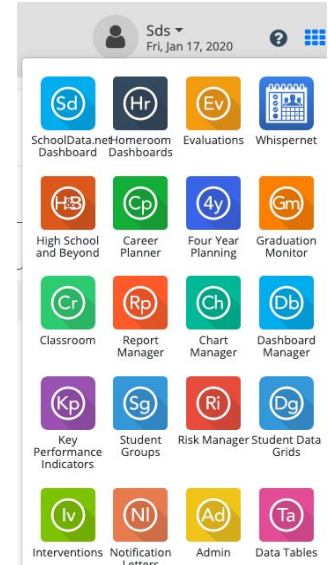


# INTERVENTIONS APPLICATION INSTRUCTIONS

## GROUP PLANS

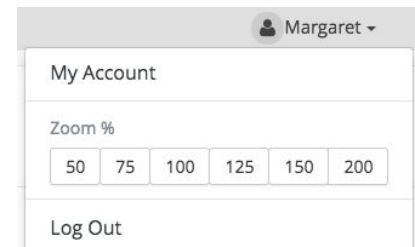
### Logging In:

1. Access the application directly by opening a web browser and entering your district specific address:  
[\[yourschooldistrictname\].schooldata.net/V2/intervention-plans/#/](#)
2. You can also access the application from the app selector if you are currently logged in to a different SchoolData.net application. Click on the app selector ('waffle' icon) and choose interventions.
3. Type in your username and password, click **Sign In**.
4. If you do not remember your password, click **Reset Password**



### To change password:

1. User clicks on their name at the top right of the screen
2. Choose **My Account**
3. Under Update, type in the new password twice and the current password.



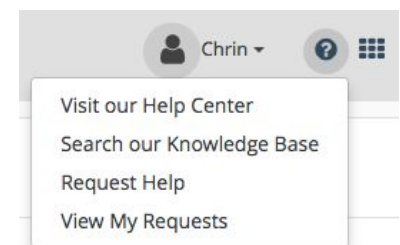
### To log out:

Click on your name in the top right of the screen and choose **Log Out**.

### Accessing Help

If you need help or would like to access knowledge base articles, visit our Help Center.

- Click the '?' in the top right to access the Help menu.
- Access the **Interventions Help** section with this URL:  
<https://sdshelpdesk.zendesk.com/hc/en-us/categories/204258607-Intervention-Plans>
- Contact a customer support representative by emailing: [support@schooldata.net](mailto:support@schooldata.net) or clicking 'Request Help'



## Creating A Group Plan:

Creating a Group Plan allows users to create plans for a group or class of students, while still being able to individualize each plan.



- Name the plan specific to the group of students you are creating the plans for.
- Select the educator in charge and select any secondary educators that will need to see or be involved in the plan.
- Select the student group that the interventions are for.

Create New Group Intervention Plan Undo Validate

Details Individual Student Learning Plans Group Goals Assessments Accommodations Communications Commitments

### Group Update Intervention Plan Details

**Plan**

Group Label (required)  
Group Plan

**Parties** instructions

Responsible Educator (required) ..... Select  
Jacey Marley x

Supplemental Educators (optional) ..... Select  
Justy Alvarez x

Student Group (optional) ..... Select  
Jacey Marley: All Students (19/20) x

- Select the Targeted Condition and select the intervention and support.
- Each of these dropdown menus are customizable to your school district's needs.

### Intervention/Support Type

Targeted Condition (required)  
Courses

Intervention/Support (required)  
ELA intervention class

- Enter a start date and end date for the interventions. You can also add specifics in the detailed schedule information section.
- Enter information of about how often the student and educators will meet to monitor the intervention.

### Start/End Date

instructions

Start Date (required)  
Jan 17, 2020

End Date (required)  
Jun 1, 2020

Detailed Schedule Information (optional)  
5th period each day

### Check-In

instructions

Frequency (optional)  
Daily

Duration (optional)  
60 minutes

### Description

instructions

Label (required)  
Jacey Marley: All Students (19/20) by Jacey Marley - Courses - ELA intervention class

The Individual Student Learning Plans are listed based on who was selected in the student group on the previous page.

You can also edit individual plans from this page by using the gear wheel on the right hand side.



### Individual Student Learning Plans

120 Learning Plans

Student	Plan	Description	Start Date	End Date
Ochoa-Alejandre*, Chasidy	Justy Alvarez: All students 20...		Jan 23, 2020	Jan 31, 2020
Sander*, Brent	Justy Alvarez: All students 20...		Jan 23, 2020	Jan 31, 2020
Murphy*, Matt	Justy Alvarez: All students 20...		Jan 23, 2020	Jan 31, 2020
Bradley*, Bodie	Justy Alvarez: All students 20...		Jan 23, 2020	Jan 31, 2020
Couch-Ricker*, Ravinder	Justy Alvarez: All students 20...		Jan 23, 2020	Jan 31, 2020
Shannon*, Patrik	Justy Alvarez: All students 20...		Jan 23, 2020	Jan 31, 2020
McIntyre*, Rosanna	Justy Alvarez: All students 20...		Jan 23, 2020	Jan 31, 2020
Lugo Cerda*, Sydney	Justy Alvarez: All students 20...		Jan 23, 2020	Jan 31, 2020

Click the next button in order to save and move to the next tab.



### Group Plan

Details Individual Student Learning Plans **Group Goals** Assessments Accommodations Communications Commitments

Close Next

#### Group Intervention Plan Goals Instructions

Add goals for this intervention.

Intervention Plan Group Goals

Add Goal

Nothing matched the current criteria.

Select Add Goal to add goals to the intervention.



### Add Goal

✓ Add ✕

#### Intervention Plan Group Goal

Goal Area (required) Select

ELA ✕

Goal (required) Select

ELA Intervention Plan 1 ✕

Individual Student Plans (optional) Select

Goal Notes (optional)

Leave Individual Student Plans blank and the goal will be added to the entire group of students.

Click the next button in order to save and move to the next tab.

Select a goal area and a goal for the plan.

Multiple goals can be added for a single group intervention plan. This section allows for individual students to be applied to unique goals. If all students in the group plan qualify for each goal, leave this section blank.



Select a goal area and a goal for the plan.

If you would like to add a specific goal to a student(s), use the Individual Student Plans section by clicking select. Then, click the check mark next to the student's name. Once complete, click Add.



### Add Goal Add ✕

**Intervention Plan Group Goal**

Goal Area (required) Select Courses ✕

Goal (required) Select Improve Organization Skills ✕

Individual Student Plans (optional) Select

- Chasidy Ochoa-Alejandre, Justy Alvarez: All students 2019/20 by Justy Alvarez\* - Courses - Check in / Check out ✕
- Brent Sander, Justy Alvarez: All students 2019/20 by Justy Alvarez\* - Courses - Check in / Check out ✕
- Matt Murphy, Justy Alvarez: All students 2019/20 by Justy Alvarez\* - Courses - Check in / Check out ✕
- Bodie Bradley, Justy Alvarez: All students 2019/20 by Justy Alvarez\* - Courses - Check in / Check out ✕

Goal Notes (optional)

The selected students will have both group goal and this individual goal.

All selected goals will then display. Use the carrot next to the Goal Area and you can expand the section on the goal. By using the gear wheel you can add a progress log. The progress log will display when expanding the goal section.



Group Plan Close Next

Details Individual Student Learning Plans **Group Goals** Assessments Accommodations Communications Commitments

**Group Intervention Plan Goals** Instructions

Add goals for this intervention.

2 Intervention Plan Group Goals Add Goal ⚙️

Goal Area	Goal	Notes	
▼ ELA	ELA Intervention Plan 1	Leave Individual Student Plans blank and the goal...	⚙️
▲ Courses	Improve test scores	These selected students will have both the group ...	⚙️

1 Progress Logs ⚙️

Recorded By	Recorded On	Last Edited By	Last Edited On	Progress	Notes	
Sds Sds	January 17, 2020	Sds Sds	January 17, 2020	Some Progress	Students have impr...	⚙️

Click the next button in order to save and move to the next tab.



Group Plan Close Next

Details Individual Student Learning Plans **Group Goals** **Assessments** Accommodations Communications Commitments

**Group Intervention Plan Assessments** Instructions

Add Assessments

1 Assessments ⚙️

Select Add Assessment to go through the menu of possible assessment information to add to the interventions. Once you have selected the assessments, click ok.



### Configure Group Assessment Tests Ok ✕

Assessments (required) Select

- STAR Math Gr 5 Winter-SS/SBA BMark ✕
- STAR Reading Gr 5 Spring-SS/SBA BM... ✕
- STAR Math Gr 5 Fall-SS/SBA BMark ✕

Specific Student Plans (optional) Select

Click the next button in order to save and move to the next tab.



Select Add Accommodation to go through the menu of possible student accommodations to add to the interventions. Once you have selected the accommodation(s), click add.



In the individual student plan section, leave blank if you want it applied to all students in the student group. Or you can select individual students for the specific accommodation(s).



Click the next button in order to save and move to the next tab.



Select Add Communication to go through the menu of possible communication options to the interventions. Once you have selected the method(s) of communication, click add.



Click the next button in order to save and move to the next tab.



Group Plan Close Next

[Details](#) [Individual Student Learning Plans](#) [Group Goals](#) [Assessments](#) [Accommodations](#) [Communications](#) [Commitments](#)

Group Intervention Plan Accommodations instructions

1 Intervention Plan Group Accommodations ➕ Add Accommodation

Add Accommodation Add ✕

Group Accommodations ⌵

Accommodations (optional) Select

- Call Parents before marking as absent and or tardy ✕
- Add example items to support ELLs who have little experience w... ✕
- Allow student to read directions aloud, in an area where it does ... ✕

Individual Plans (optional) Select

- Sydney Lugo Cerda, Justy Alverez: All students 2019/20 by Justy A... ✕
- Isaias Mazie, Justy Alverez: All students 2019/20 by Justy Alverez\*... ✕
- Kyree Zomerdyk, Justy Alverez: All students 2019/20 by Justy Alve... ✕
- Bobby Vaca Ramirez, Justy Alverez: All students 2019/20 by Justy ... ✕

Group Plan Close Next

[Details](#) [Individual Student Learning Plans](#) [Group Goals](#) [Assessments](#) [Accommodations](#) [Communications](#) [Commitments](#)

Group Intervention Plan Communications instructions

1 Intervention Plan Group Communications ➕ Add Communication

Group Plan Close Next

[Details](#) [Individual Student Learning Plans](#) [Group Goals](#) [Assessments](#) [Accommodations](#) [Communications](#) [Commitments](#)

Group Intervention Plan Communications instructions

1 Intervention Plan Group Communications ➕ Add Communication

Recorded By	Recorded On	Last Edited By	Last Edited On	Communicatio...	Communication	Sent to Parents
shayla.engleson	January 17, 2020	shayla.engleson	January 17, 2020	Email Contact	Weekly update to ...	true

