

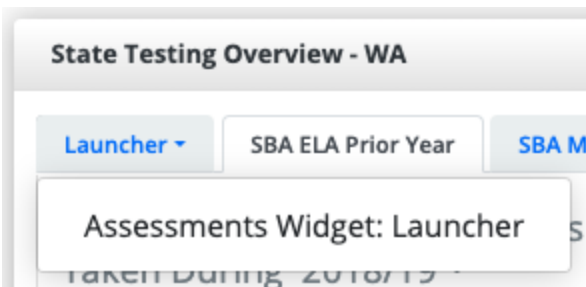
Homeroom Dashboards - Using Launch View

Launch View allows a user to access a variety of assessment views for literally any assessment and/or student group available in Homeroom..

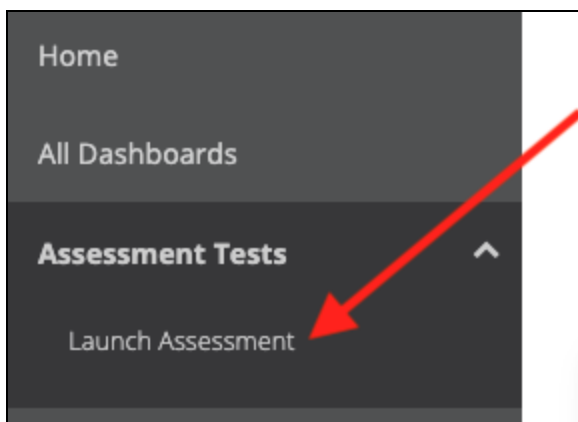
The article will address each of the types of assessment views available in the Launch View.

ACCESSING LAUNCH VIEW

You can get to the Launch View two ways. If an assessment container has a Launcher tab, select the tab and then the Assessment Widget: Launcher.



Alternately, you can get to the Assessment Launcher through the left navigation menu.



Either method will give you a window with six choices for delving into a specific assessment type.

Launcher ▾ SBA ELA Prior Year SBA Math Prior Year ▾

Assessment Test Scores

Assessment Subgroup Comparison

Assessment Set Scores

Assessment Scores with Strands

Progress Monitoring

Assessment Item Analysis

All the assessments are set up similarly. Click on the icon, and a three step window will appear.

MAP Math - Benchmark Assessments

Launch View ▾ Gr 9 MAP Math Gr 10 MAP Math Gr 11 MAP Math Gr 12 MAP Math MAP Math Gr 8-12 Assessment Stran... ▾

Configure Data Settings for Assessment Scores with Strands

To view the assessment analytics about your students, simply select a student-group, then select an assessment, and then click "launch view".

1

Start Here

Pick a Student Group

Choose which Student Group you would like to assess

2

Select an Assessment

3

Launch View

First select a student group, and then the assessment.

MAP Math - Benchmark Assessments

Launch View Gr 9 MAP Math Gr 10 MAP Math Gr 11 MAP Math Gr 12 MAP Math MAP Math Gr 8-12 Assessment Stran... Assessment Stran...

Configure Data Settings for Assessment Scores with Strands

To view the assessment analytics about your students, simply select a student-group, then select an assessment, and then click "launch view".

- 1 Student Group:
10th Grade at High School (19/20)
[Change](#)
- 2 Assessment:
MAP Math Fall Grd10 SBA-CC
[Change](#)
- 3 [Launch View](#)
[Launch View](#)

Once both Steps 1 and 2 are complete, select Launch View and the data will appear.

Remember that once you are in an assessment view you can access the Related Views list by using the gear. Which Related Views are displayed is based on the assessment shown.

Assessments Widg... Assessment Set Vi... Latest Assessment...

Assessment Scores on Assessment: SBA Summative ELA/Literacy Gr 6 for Student Group: 7th Grade at Dome Peak (19/20)

Screen View Actions & Options

Screen View Actions & Options

- Data Settings
- Compare
- Zoom: 50, 66, 75, 100, 150, 200
- Download
 - Download as DataTable
 - Download as Report
 - Download Validation Workbook
- Videos
 - Assessment Test Scores ScreenView
- Related Views**
 - Annual Performance Level Percentages for One Group on One Assessment - MultiLevelPie
 - MEKKO by CourseCode Teachers
 - Annual Performance Level Percentages on One Assessment By Federal Race Chart View
 - Annual Performance Level Percentages on One Assessment By Program Chart View
 - Assessment Strand View
 - Assessment Subgroup Comparison
 - Group Performance as Mekko

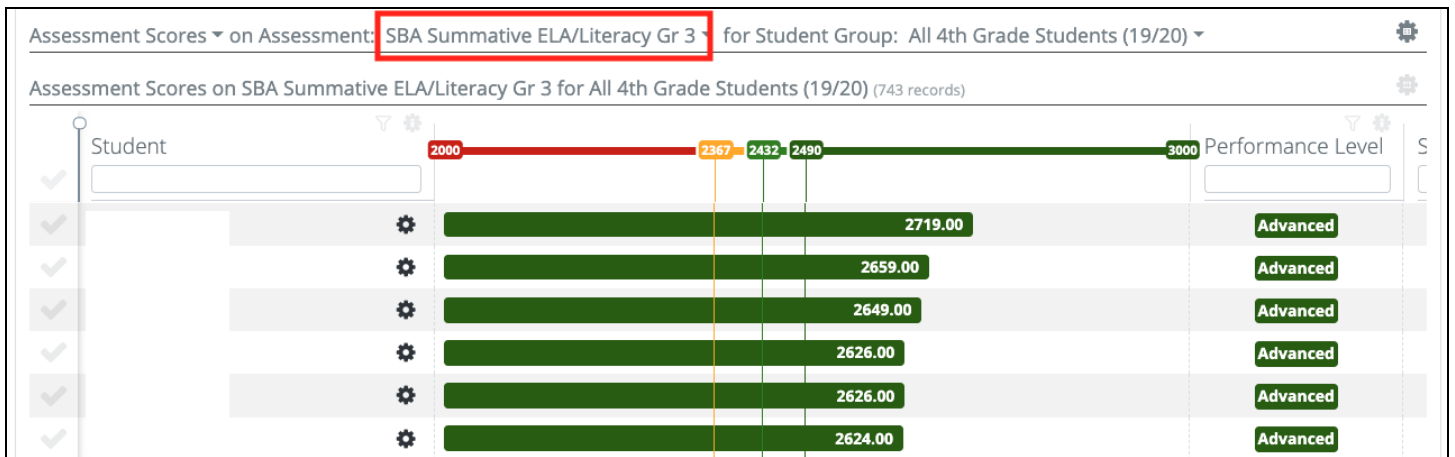
Esil Montalto*	2464.00	Below	2,464	No
Temprance *	2458.00	Below	2,458	No
Sahra Kavahikava*	2450.00	Well Below	2,450	No
Antoni Loran*	2443.00	Well Below	2,443	No

Following is information on each type of assessment:

LAUNCH VIEW ICONS

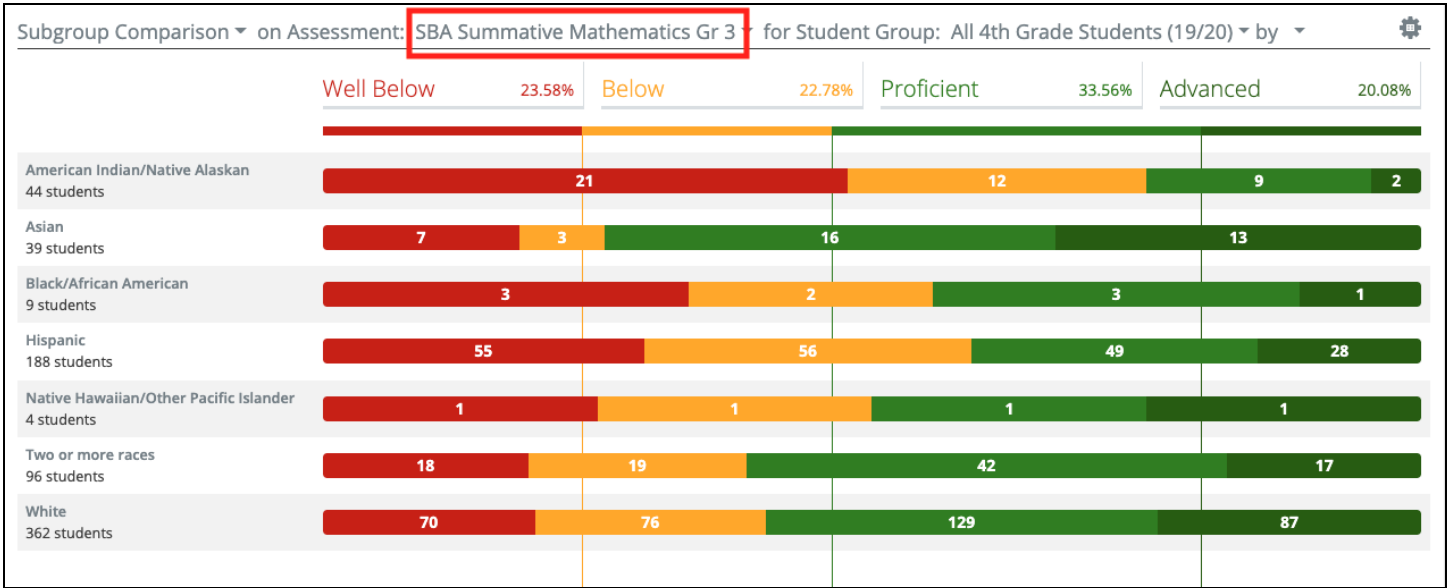
Assessment Test Scores

This launcher allows you to select a student group and an assessment test and see the Single Test Assessment view of that assessment for the students selected.



Assessment Subgroup Comparison

Sub Group comparison allows a user to disaggregate an assessment by various sub groups (race/ethnicity, program, gender, etc). The method takes the assessment performance levels of a specific assessment and then parses them out by the various subgroup components. More detailed information regarding Subgroup Comparison is available in this [Help Article](#).



Assessment Set Scores

This assessment view allows you to view an assessment set for a selected group of students.

Assessment Scores ▾ on Assessment Set: SBA Summative Math 3rd-4th ▾ for Student Group: All 5th Grade Students (19/20) ▾

Assessment Scores on **SBA Summative Math 3rd-4th** for All 5th Grade Students (19/20) (690 records)

Student	SBA Summative Score	SBA Summative Score
	2550	2560
	2503	2569
	--	2574
	2452	2482
	2388	2448

Assessment Scores with Strands

This assessment view allows you to view an assessment and its strands once selected. An example would be to select a SBA Summative Mathematics grade level assessment and the display will show the overall summative score and the scores on each of the related claims.

Assessment Test Results on **SBA Summative Mathematics Gr 4 with Strands** for All 5th Grade Students (19/20)

Assessment Scores on SBA Summative Mathematics Gr 4 for All 5th Grade Students (19/20) (678 records)

Student	SBA Summative Score	SBA Summative Score	SBA Summative Score	SBA Summative Score
	2560	3	2	3
	2569	3	3	2
	2574	3	3	3
	2482	2	2	2
	2448	1	2	2
	2328	1	1	1
	2461	1	2	2

Progress Monitoring

If your district practices Progress Monitoring on an assessment, this launcher allows you to select a student group and the progressing monitoring assessment to see a table of related scores.

Assessment Scores on STAR Math Gr 5 SS ProgMon for All 5th Grade Students (19/20)

Students Progress Monitoring on **STAR Math Gr 5 SS ProgMon** for All 5th Grade Students (19/20) (765 records)

Student	Score 1	Score 2	Score 3	Score 4	Score 5	Score 6	Score 7	Score 8	Score 9
	779	779	788	788	763	763	774	774	780
	838	838	824	824					
	767	767	803	803	843	843	829	829	889
	634	634	629	629	602	602			
	622	622	719	719	677	677	730	730	701
	536	536	587	587					

Assessment Item Analysis

If your district loads data that includes item level data, then you will be able to explore assessment with Assessment Item Analysis launch view.

Item Analysis ▾ for Student Group: Bethel School District 403 (19/20) ▾ on Assessment **Fry Sight Words 1-25 Dec Gr 1 ▾**

Assessment Test Item Analysis Data Table (31 records)

Student	Fry Sight Wor	Q1	Q2	Q3	Q4	Q5	Q6	Q7	Q8	Q9	Q10
	25	✓	✓	✓	✓	✓	✓	✓	✓	✓	✓
	20	✓	✓	✓	✓	✓	✓	✓	✓	✓	✓
	25	✓	✓	✓	✓	✓	✓	✓	✓	✓	✓
	24	✓	✗	✓	✓	✓	✓	✓	✓	✓	✓
	17	✓	✗	✓	✓	✓	✓	✓	✓	✗	✓
	25	✓	✓	✓	✓	✓	✓	✓	✓	✓	✓
	23	✓	✓	✓	✓	✓	✓	✓	✓	✓	✓
	25	✓	✓	✓	✓	✓	✓	✓	✓	✓	✓