

# KEY PERFORMANCE INDICATORS

## Purpose

This course covers an overview of the Key Performance Indicators supplemental application in Homeroom.

## Recommended browsers:

Chrome, Safari, Firefox, Internet Explorer

## What You'll Need

- Homeroom Key Performance Indicators permissions; ability to log into: [district.schooldata.net/V2](http://district.schooldata.net/V2)
- Specific indicators or data points that the District is interested in measuring (can include current KPIs, scorecards or other current reporting documents)



## WHAT ARE KEY PERFORMANCE INDICATORS?

Key Performance Indicators measure performance against pre-defined targets and goals.

With Key Performance Indicators, district administration will gain a common perspective and make informed decisions. Charts are presented in a dashboard view, combined with context and narratives to help superintendents and school boards make steering decisions for the district.

### Characteristics:

- Easy to understand
- Aligns with strategic plans and goals
- Ability to see trends to predict future performance

### Benefits:

- SDS data extraction experts get the data points you need
- Auto-generated charts saving districts hours of manual assembly
- Ability to add summative narratives and key findings
- FERPA compliant

## WHAT CAN KEY PERFORMANCE INDICATORS MEASURE?

Below is a sampling of offered KPIs:

### Grades and Credits:

- Counts of D's and F's
- Grade Distribution
- Average G.P.A.
- Average Credit Count
- G.P.A. Distribution
- Credit Distribution

### Assessments:

- Annual Percent Meeting Standard
- Percent Meeting Standard
- One Year, School, Grade with Assessments and Programs
- One Year, School, Grade with Sub-Groups


### Behaviors:

- 90% Attendance
- Discipline Incidents Counts and Averages
- Percent of High School Students who Graduate vs. Dropping-out
- Absence Counts and Averages
- Attendance with Schools, Assessments and Programs
- Percent with Zero Discipline Incidents

## Accessing Key Performance Indicators

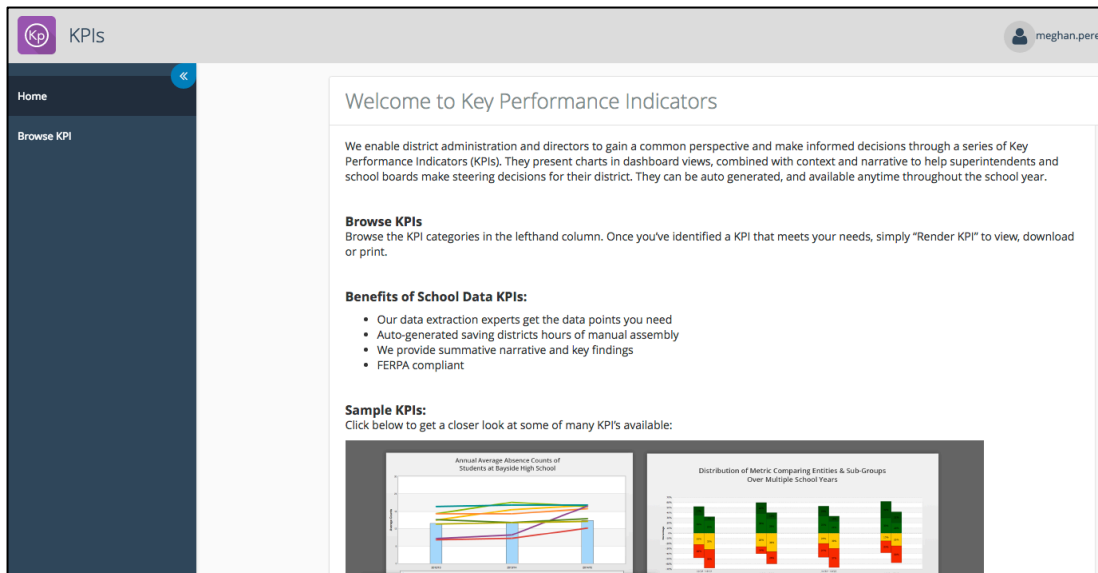
### To log in:

1. Open a Web Browser and enter your district specific address:
  - a. {yourdistrictname}.schooldata.net/v2
  - b. Click Launch under KPIs to launch the Key Performance Indicators application.
2. Another way to login is by using the 'application selector' from Homeroom.
  - a. Click the application selector and select the KPIs link.

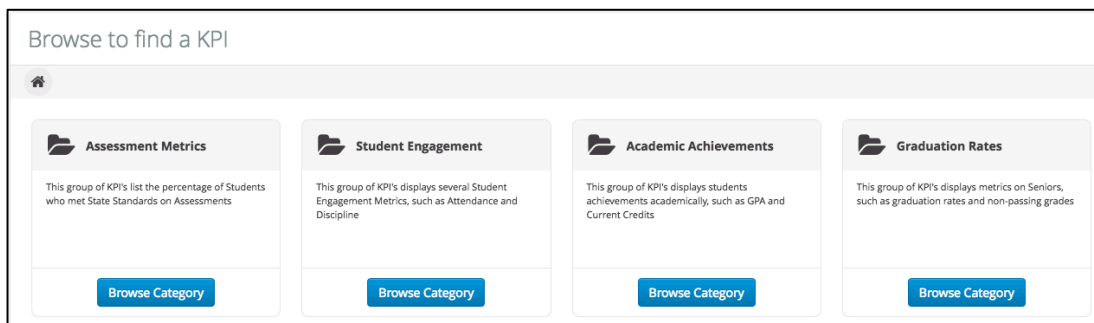


### Navigating KPIs:

Once you launch the Key Performance Indicators, you will see information on the Home screen about Key Performance Indicators.



Select **Browse KPI** from the left menu to see available category groupings. Note: Districts can customize the categories and groupings of KPIs to fit their needs.




Select **Browse Category** to see available KPIs within that category. Click the KPI you would like to review.

Browse to find a KPI


[Home](#) / Assessment Metrics ▾

### State Reading Standards Met


A list of KPI's detailing students who met standard on State Reading tests from Grades 3-8



State Reading Grade 3

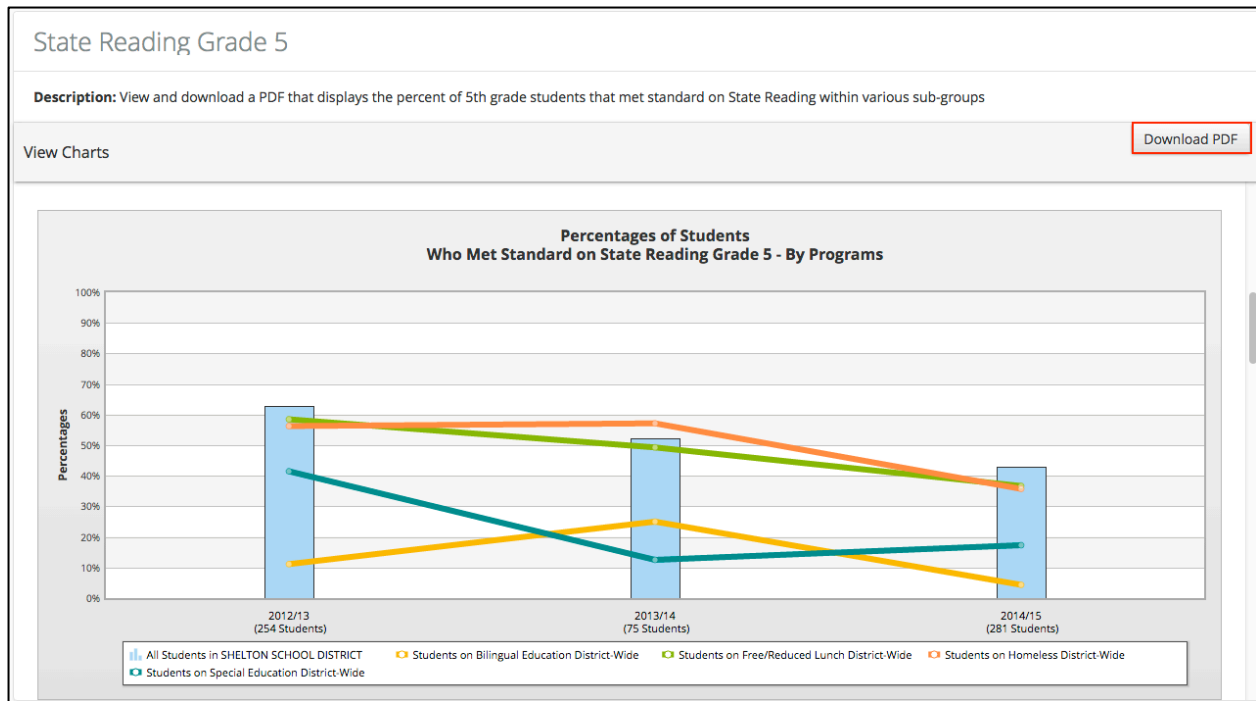


State Reading Grade 4



State Reading Grade 5

Once the KPI generates you can scroll through the compiled chart(s) or select **Download PDF** to get a printable version of the KPI.



Contact your Customer Support Agent or email [support@schooldata.net](mailto:support@schooldata.net) for more information on creating customized KPIs for your school district.