

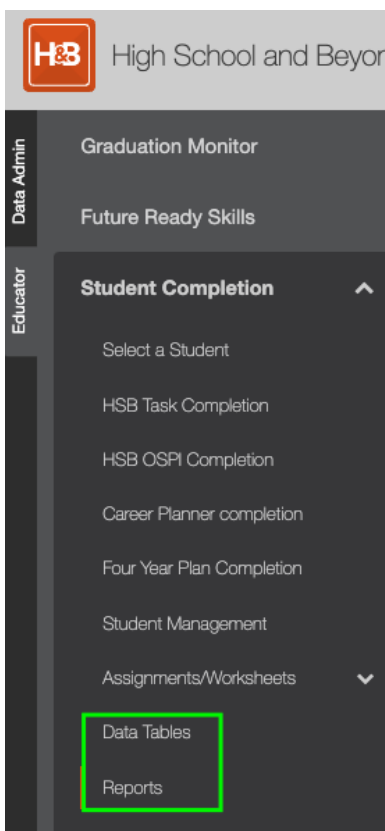
## More Student Completion - Data Tables, Reports

In Student Completion, Educators can pull up lists of students by groups to see a variety of information in the High School Beyond Bundle using the Data Tables or Reports categories.

To begin, log into [https://\[DISTRICT\].schooldata.net/v2/high-school-and-beyond/#/educator](https://[DISTRICT].schooldata.net/v2/high-school-and-beyond/#/educator)

### Data Tables

Expand the Student Completion section on the left navigation panel and click on the Data Tables section.



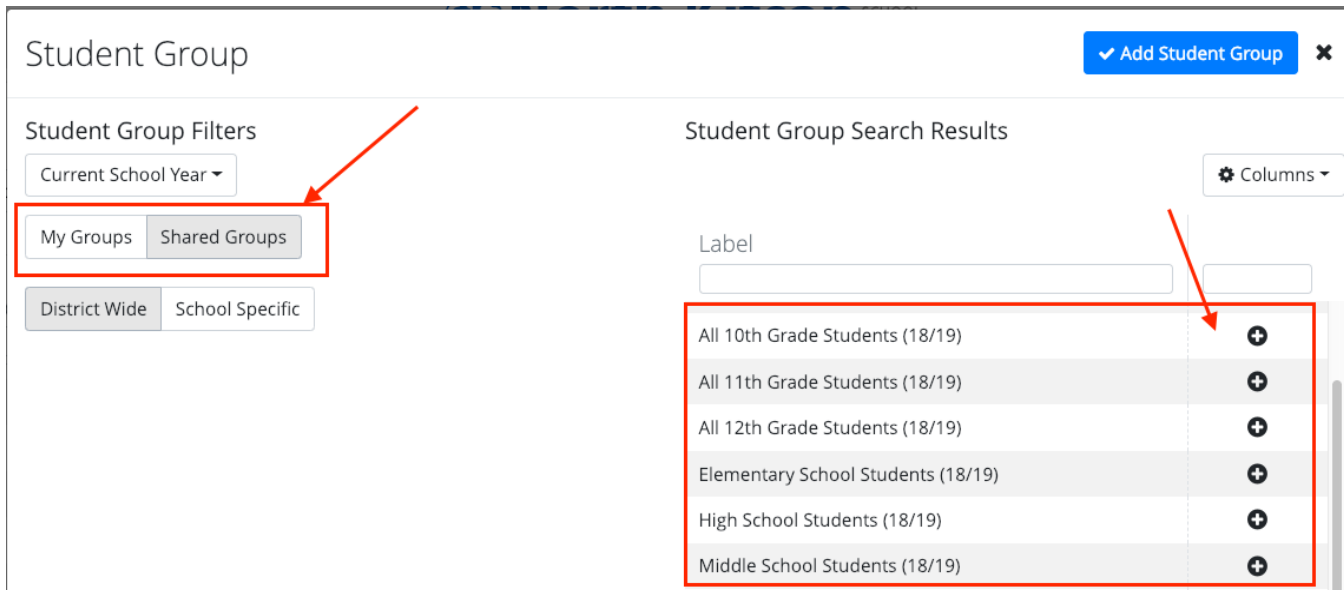
### Data Tables

From the list of **Data Tables**, click the **Row Actions & Options** gear icon you wish to use and select **Launch**.



Click Select **Student Group**. In **My Groups**, you will see any classes assigned to you OR groups created for your use.

Click **Shared Groups** to see groups for a whole school or grade level. Then, toggle to **School Specific**, from **District Wide**, to select just your school.



Student Group

✓ Add Student Group ✕

Student Group Filters

Current School Year ▾

My Groups Shared Groups

District Wide School Specific

Student Group Search Results

Columns ▾

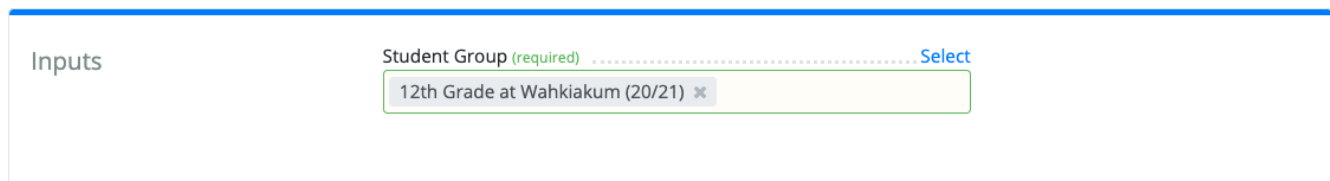
Label

All 10th Grade Students (18/19)	+
All 11th Grade Students (18/19)	+
All 12th Grade Students (18/19)	+
Elementary School Students (18/19)	+
High School Students (18/19)	+
Middle School Students (18/19)	+

Click the **+** icon for the desired group. When the group is selected, click **Set**.

## Most Recent Completion of Hsb Items

✓ Set ✕



Inputs

Student Group (required) ..... Select

12th Grade at Wahkiakum (20/21) ✕

Once rendered, you can search in the column headers for a student or specific information found on the table.

Click the **Action Gear** icon and choose **Download Data** to generate a spreadsheet report of all students and the information in the table displayed.

### Data Table ✕

Most Recent Completion of Hsb Items (180 records)

First Name	Last Name
Yaribel	*
Joaquin	*
Devlin	Arevalo*
Ricardo de Jesu	*
Erasmus	Suarez Sar
Laikyla	*
Shade	*
Ilani	*

#### Data Table Actions & Options

**Display Options**

Display as: Table Columns

Text Lines Per Row: 1 text line

Show Pagination Controls

**Columns / Properties**

- First Name
- Last Name
- SSID
- OtherID
- School
- Grade

**Filtering**

Filter Form

Show Quick Filters

**Grouping/Arrangement**

Arrange Columns

Order Rows

**Grid Actions**

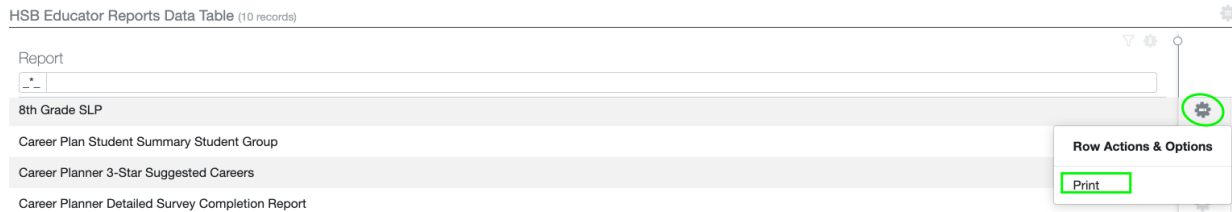
Download Data

<b>Career Planner Goals</b>	<ul style="list-style-type: none"> <li>● Student Group</li> <li>● Goal Type (Academic, Career, Community, Educational, Interest, Personal) NOTE: Leave blank to include all types.</li> <li>● Exclude Withdrawn Students (True/False)</li> </ul>
<b>Career Planner Survey Completion Summary</b>	<ul style="list-style-type: none"> <li>● Student Group</li> <li>● Assignments</li> <li>● Exclude Withdrawn Students (True/False)</li> </ul>
<b>Four-Year Plan Waivers</b>	<ul style="list-style-type: none"> <li>● School</li> <li>● Student Group</li> <li>● Exclude Withdrawn Students (True/False)</li> </ul>
<b>Graduation Pathways Met vs. Not Met</b>	<ul style="list-style-type: none"> <li>● Students</li> <li>● Student Group</li> <li>● School Years</li> </ul>
<b>High School and Beyond Completion Status</b>	<ul style="list-style-type: none"> <li>● Student Group</li> <li>● Exclude Withdrawn Students (True/False)</li> </ul>
<b>High School and Beyond Plan Current Year Reviews By Student Group</b>	<ul style="list-style-type: none"> <li>● Student</li> <li>● Student Group</li> </ul>
<b>High School and Beyond Task Messages</b>	<ul style="list-style-type: none"> <li>● Student</li> <li>● Student Group</li> </ul>
<b>Next Year Courses Export for PowerSchool by Four-Year Plans</b>	There are no selections needed for these Data Tables.

<b>Next Year Courses Export for Qmlativ by Four-Year Plans</b>  <b>Next Year Courses Export for Skyward by Four-year Plans</b>	This contains each student's next year's course requests. The information is in a certain format needed to be exported from HSB and imported into PowerSchool, Qmlativ, or Skyward.
<b>Planned Credits</b>	<ul style="list-style-type: none"> <li>• Student Group</li> </ul>
<b>Review Status of 8th Gr Student Learning Plans</b>	<ul style="list-style-type: none"> <li>• Student</li> <li>• Student Group</li> </ul>
<b>Student Career Planner Survey Answers</b>	<ul style="list-style-type: none"> <li>• Student Group</li> <li>• Survey</li> <li>• Exclude Withdrawn Students (True/False)</li> </ul>
<b>Top 3 Career Clusters</b>	<ul style="list-style-type: none"> <li>• Student Group</li> </ul>

## Reports

From the list of **Reports**, click the **Row Actions & Options** gear icon you wish to use and select **Print**.



Click Select **Student Group**. In **My Groups**, you will see any classes assigned to you OR groups created for your use.

Click **Shared Groups** to see groups for a whole school or grade level. Then, toggle to **School Specific**, from **District Wide**, to select just your school.

### Student Group Add Student Group

**Student Group Filters**

Current School Year ▾

My Groups
Shared Groups

District Wide
School Specific

**Student Group Search Results** Columns ▾

Label

All 10th Grade Students (18/19)	+
All 11th Grade Students (18/19)	+
All 12th Grade Students (18/19)	+
Elementary School Students (18/19)	+
High School Students (18/19)	+
Middle School Students (18/19)	+

Click the **+** icon for the desired group. When the group is selected, click Set.

### Most Recent Completion of Hsb Items Set

Inputs

Student Group (required) Select

12th Grade at Wahkiakum (20/21)
x

You will receive a notification the file is ready to download. **Click here** to download it. An email will also be generated.



Hi Teri,

We've prepared a report for you and it's ready to download now.

Let's go!

When you click a blue link below, to view or download your data, you'll need to log in. Simply log in using your district credentials and you'll be directed to your data!

**Notifications**


[Dismiss all Notifications](#)

**File Ready to Download**

The file 'Bundled Report Files.zip' is ready to download.  
[Click here](#) to download it now.

5/23/23 12:47 PM [Dismiss](#)

Career Plan Student Summary Student Group for Anna Vantsevych.pdf



[Download This Data](#)

<b>8th Grade SLP</b>	<ul style="list-style-type: none"> <li>Students</li> <li>Student Group</li> </ul>
<b>Career Plan Student Summary Student Group</b>	<ul style="list-style-type: none"> <li>Students</li> <li>Student Group</li> </ul>

<b>Career Planner 3-Star Suggested Careers</b>	<ul style="list-style-type: none"> <li>• Students</li> <li>• Student Group</li> </ul>
<b>Career Planner Detailed Survey Completion Report</b>	<ul style="list-style-type: none"> <li>• Students</li> <li>• Student Group</li> </ul>
<b>Four-Year Plan Career Validation</b>	<ul style="list-style-type: none"> <li>• Student Group</li> </ul>
<b>High School Beyond Completion Report</b>	<ul style="list-style-type: none"> <li>• Students</li> <li>• Student Group</li> <li>• Pages</li> <li>• Duplex Printing</li> <li>• Exclude Withdrawn Students (True/False)</li> </ul>
<b>High School Beyond Goals Report</b>	<ul style="list-style-type: none"> <li>• Students</li> <li>• Student Group</li> <li>• Pages</li> <li>• Duplex Printing</li> </ul>
<b>Personalized Pathway Requirement Report</b>	<ul style="list-style-type: none"> <li>• Students</li> <li>• Student Group</li> </ul>
<b>Progress Towards Graduation</b>	<ul style="list-style-type: none"> <li>• Students</li> <li>• Student Group</li> <li>• Exclude Withdrawn Students (True/False)</li> </ul>
<b>Resume Entries</b>	<ul style="list-style-type: none"> <li>• Students</li> <li>• Student Group</li> </ul>