

Lunch & Learn Series

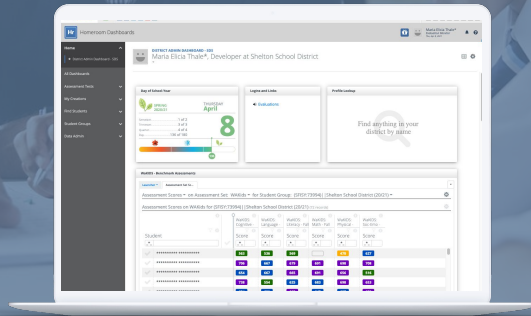
Homeroom Data Admins Information



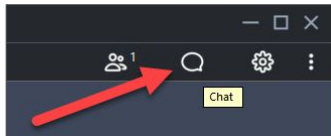
PRESENTED BY:

SchoolData.net

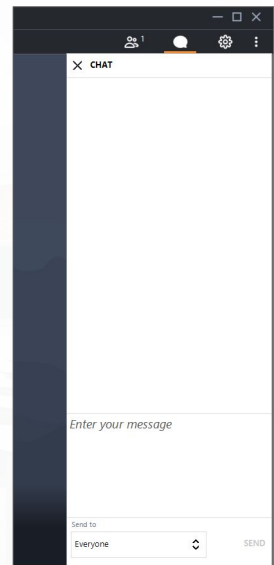
January 27, 2021



How to Chat



- GoToMeeting Toolbar
- Type
- Choose who to send chat to (default is Everyone)



Course Registration and Resources

- Course Registration
 - Register for additional courses
 - Registered courses display as Enrolled
- Course Resources
 - Locate presentation by clicking the course details pdf
 - Links listed under Course Materials

SCHOOL DATA SOLUTIONS PROFESSIONAL DEVELOPMENT SYSTEM

Home Course Registration My Records FAQ

August 2020

Course Registration

To view course information, click the in the "Info" column.

You can search for courses by:

- **Dates** - click on a specific date on the calendar widget or filter by start date below.
- **Criteria Search** - select an option from the drop-down menus below.
- **Key Search** - type a keyword in one of the text filter boxes below.

Click on the blue help icon (upper right-hand corner) for more detailed instructions.

Criteria Search Category: Intended Audience: All Criteria Content Focus: Homeroom for Educators Learning Level: All Criteria

Key Search

Key Search	Info	ID	Start Date	End Date	Title	Location	Instructor
ENROLLED		2	8/11/2020	8/11/2020	Support initiatives with Student Groups	Online Course	Wright, Jennifer
Register		3	8/13/2020	8/13/2020	Explore the new Dashboard Builder tool	Online Course	Wright, Jennifer
Register			8/19/2020	8/19/2020	Train the Trainer: Homeroom Dashboards	Online Course	Wright, Jennifer

Other Course Information

Course Materials [Student Group ProDev 8-11-2020.pdf](#)

My Courses

- My Records → My Courses
- View Course Details pdf
- Email Questions
- Complete Course Evaluation
 - We appreciate your feedback!
 - Available for 10 days
- Cancel Registration

SCHOOL DATA SOLUTIONS PROFESSIONAL DEVELOPMENT SYSTEM

Home Course Registration My Records FAQ

My Records

My Records Information.

New Users: The first time through you are prompted to complete each page. The information you provide will be used to contact you regarding your course registrations. Information will not be shared outside the system. All fields marked with are required. Click the at the bottom right to go to the next page. If you check "Register as an Instructor" you will complete 3 pages; otherwise you will complete 2 pages.

After you complete My Records the first time, you can return at any time to view or update data. You will then see tabs for all My Records items: My Courses, Personal Info, Contact Info, Instructor Info (if applicable) and Reports. Click on a tab to view or update your information.

My Courses Personal Info Contact Info Reports

Use this information to identify the icons shown on this page:

Course Information Email Instructor Complete Evaluation Evaluation Due Date Missed Eval Completed Cancel Course

AV is the last column = Attendance Verification: NV=Not Verified, V=Verified, NS=No Show

Click to view session enrollment details You are enrolled and expected to attend You have cancelled your registration Do not attend unless you are notified a seat becomes available and you are enrolled. Sessions are a combo of enrolled, cancelled, &/or Wait List.

When multiple pages of courses display, click at the end to display all courses.

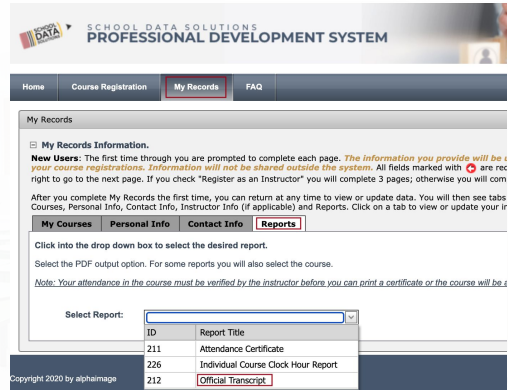
If you have filtered, click to return to the full view.

ID	Start Date	Course	Location	Info	eMail	Eval	Cancel	Status	AV
2	8/11/2020	Support Initiatives with Student Groups 10:30 AM with Jennifer Wright in the CoTeaching	Online Course						NV

Info eMail Eval Cancel Status

Clock Hour Transcripts

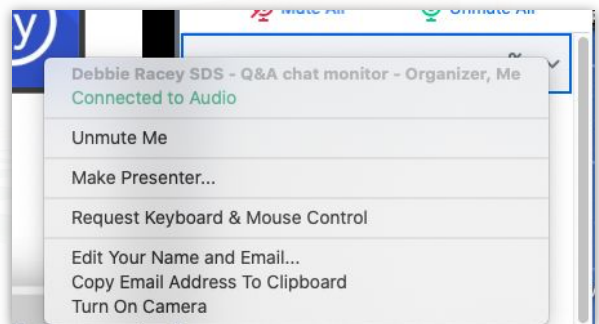
- Print Clock Hour Transcript from ProDev portal
 - My Records → Reports
- Transcript available 2 weeks after course
- Contact support@schooldata.net with questions



Attendance verification for Clock Hours

Before logging off the GoToMeeting, show you attended for clock hours

- From the GoToMeeting, be sure your NAME and EMAIL address used for registration is reflected so we know you attended
- On your name, click the down arrow
- Click Edit Your Name and Email...
- Questions: support@schooldata.net



Agenda

- Homeroom & SDG Release/Updates
- Data Loading/Assessment Updates
- Year End/Year Start Regroup
- Wrap Up



Data Admins Meeting

Homeroom Update/SDG Update





Homeroom Updates

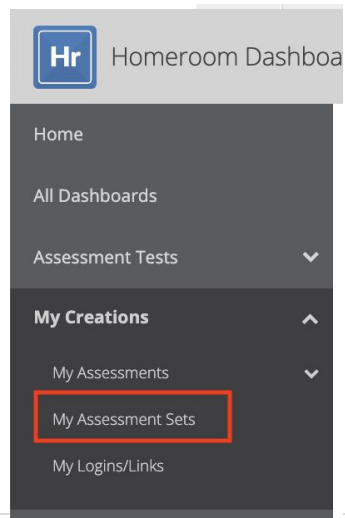
- My Creations
- Student Spotlights - Data Time Perspective
- Updated Navigation - bundles and new look

- Reminders
 - Related views



My Creations - My Assessment Sets

- Clearly defines user's own creations
- Combines creation and editing of assessment sets in one screen





My Creations - My Assessment Sets

MY ASSESSMENT SETS
Browse My Assessment Sets

My Assessment Sets (248 records) Add Record

	Assessment Set Name	Subject Area	Number of Assessments	Number of Scored Assess	Share District-Wide	
▼	Advanced Placement		0	0	No	⚙️
▼	aimswebPlus Reading Gr K-5		0	0	No	⚙️
▼	BAS Gr K-5		0	0	No	⚙️
▼	DIBELS NEXT DMG Composi...		0	0	No	⚙️
▼	DIBELS NEXT DMG Composi...		0	0	No	⚙️
▼	DIBELS NEXT DMG Composi...		0	0	No	⚙️
▼	DIBELS NEXT DMG Composi...		0	0	No	⚙️
▼	DIBELS NEXT DMG Composi...		0	0	No	⚙️
▼	DIBELS NEXT DMG Composi...		0	0	No	⚙️
▼	DIBELS NEXT DMG Composi...		0	0	No	⚙️



My Creations - My Assessment Sets

Add Record

Add Record Validate ✕

Assessment Set Details

Assessment Set Name (required)

Assessment Set Subject Area (optional) Select Share Assessment Set District-Wide (required)

Assessment Tests (optional) Select

My Creations - My Assessment Sets



Assessment Tests ✓ Add Assessment Tests

Assessment Tests (1372 records) Filtered

Name	Label	Is Pass Fail	Subject Area	Is Child T	Parent A	Correspi	Family	Scope
*_ sba summative math	*_	*_	*_	*_	*_	*_	*_	*_
SBA Summative Mathematics Gr...	SBA Su...	false	Math	Yes	SBA Su...		Smart...	State
SBA Summative Mathematics Gr...	SBA Su...	false	Math	Yes	SBA Su...		Smart...	State
✓ SBA Summative Mathematics Gr 3	SBA Su...	false	Math	No		SBA Su...	Smart...	State
✓ SBA Summative Mathematics Gr 4	SBA Su...	false	Math	No		SBA Su...	Smart...	State
✓ SBA Summative Mathematics Gr 5	SBA Su...	false	Math	No		SBA Su...	Smart...	State
✓ SBA Summative Mathematics Gr 6	SBA Su...	false	Math	No		SBA Su...	Smart...	State
SBA Summative Mathematics Gr 7	SBA Su...	false	Math	No		SBA Su...	Smart...	State
SBA Summative Mathematics Gr 8	SBA Su...	false	Math	No		SBA Su...	Smart...	State
SRA Summative Mathematics Hip...	SRA Si...	false	Math	No		SBA Si...	Smart...	State

1 - 11 of 11 Page 1 of 1 50 per page

Your Selected Assessment Tests 2 Q View Selected

My Creations - My Assessment Sets



Assessment Tests ✓ Add Assessment Tests

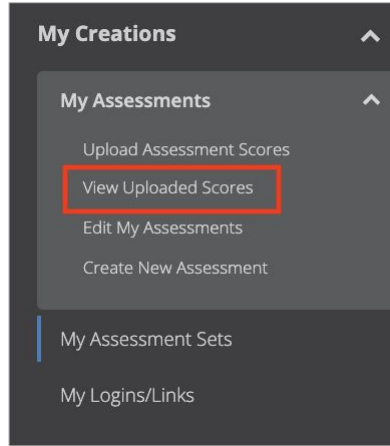
Your Selected Assessment Tests 2 ✕ Close Selected

Enterprising	+	-
Social	+	-
Artistic	+	-
SBA Summative Mathematics Gr 3	+	-
SBA Summative Mathematics Gr 4	+	-
SBA Summative Mathematics Gr 5	+	-
SBA Summative Mathematics Gr 6	+	-

My Creations - View Assessment Scores



- Changes required because of new Data Warehouse structure



Data Warehouse



- Responding to customer request for faster load times
 - Data preprocessed nightly then “cached” for daily use
- Faster load times for charts and graphs
- Faster load times for larger data sets

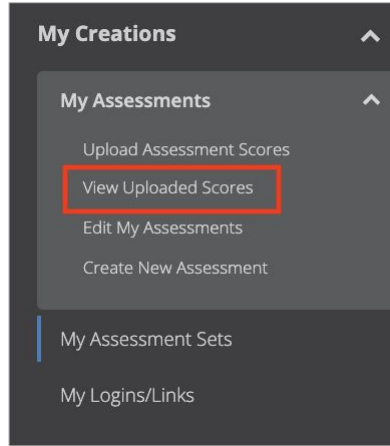
- Only nightly processing would interfere with data loads during the day
 - Implemented procedures to process data loaded during the day

My Creations - View Assessment Scores



- Changes required because of new Data Warehouse nightly process
- Meeting the need for users to “know” their upload worked
- Presented with list of data uploads

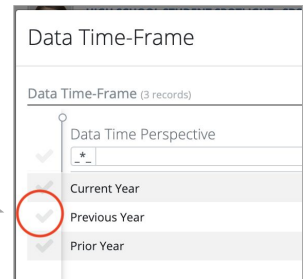
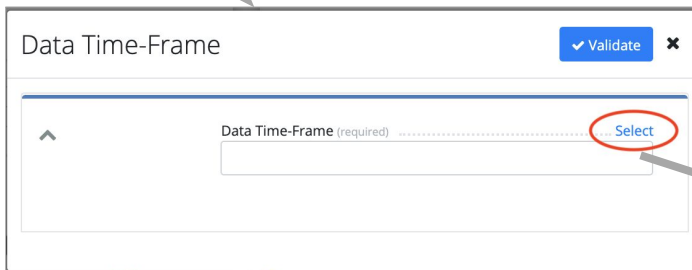
- Viewing on dashboards is delayed while data is process



Student Spotlight - Data Time Perspective



HIGH SCHOOL STUDENT SPOTLIGHT - SDS: **SELECT DATA TIME-PERSPECTIVE**
Daphne Lauren Rike* 9th Grader at Grant High School



Student Spotlight - Data Time Perspective



Student Schedule

Student Schedule - Previous Year

Annual Schedule of Daphne Lauren Rike* for 2019/20

Semester	Period	Day	Class	Teacher	Grade	Score
Semester 1 of 2	1st Period - MTWRF		Science (grade 8) 03238N	Copenhaver*, Tron A.	8	B-
Semester 2 of 2	1st Period - MTWRF		Science (grade 8) 03238N		8	A
Semester 1 of 2	2nd Period - MTWRF		Mathematics (grade 8) 02038N	Chao*, Omer A.	8	C
Semester 2 of 2	2nd Period - MTWRF		Mathematics (grade 8) 02038N		8	A
Semester 1 of 2	3rd Period - MTWRF		General Band 05101N	Riley*, Sailor A.		A
Semester 2 of 2	3rd Period - MTWRF		General Band 05101N			A
Semester 1 of 2	4th Period - MTWRF		Social Studies (grade 8)		8	
Semester 2 of 2	4th Period - MTWRF		Washington S			

Student Spotlight - Data Time Perspective



Attendance

Student Attendance - Previous Year

Daily and Period Attendance of Daphne Lauren Rike* for 2019/20 Attending Klickitat Middle School

E Absent Excused
 A Absent Unexcused
 T Tardy
 ✓ Present

School Year	Week of SEP 4-10	Week of SEP 9-15	Week of SEP 16-22	Week of SEP 23-29	Week of SEP 30-OCT 6	Week of OCT 7-13	Week of OCT 14-20	Week of OCT 21-27	Week of OCT 28-NOV 3	Week of NOV 4-10	Absences Summary Year to Date
1st Period	✓	✓	✓	✓	✓	✓	✓	✓	✓	✓	7p 4.22%
2nd Period	✓	✓	✓	✓	✓	✓	✓	✓	✓	✓	7p 4.27%
3rd Period	✓	✓	✓	✓	✓	✓	✓	✓	✓	✓	5p 3.05%
4th Period	✓	✓	✓	✓	✓	✓	✓	✓	✓	✓	3p 1.83%
5th Period	✓	✓	✓	✓	✓	✓	✓	✓	✓	✓	6p 3.66%
6th Period	✓	✓	✓	✓	✓	✓	✓	✓	✓	✓	2p 1.22%
Periods	0 of 18p	0 of 30p	0 of 30p	0 of 30p	0 of 30p	0 of 24p	1 of 30p	0 of 30p	0 of 30p	1 of 30p	4.17d 2.51%

Student Spotlight - Data Time Perspective



Gradebook Grades

Student Gradebook - Previous Year

Gradebooks Scores and Grades of Daphne Lauren Rike* for 2019/20

Science (grade 8)

SEMESTER 1 OF 2 ASSIGNMENTS

Due	Assignment Details	Score
01/24/20	Cells & body systems quiz	8/16
01/23/20	MLK	5/5
01/23/20	Daahnia Lab	Late

Dashboards - Bundle Navigation



APPLICATION BUNDLE
DE DATA EXTRACTS

- Reports**
Our Reports application is designed to help you generate form letters, produce student progress reports, and combine historical data with live to deliver meaningful reports to stakeholders in your district.
[LEARN MORE >>](#)
- Charts**
Today, education professionals have access to more and more data providing in-depth information on students, teacher and school performance. Our new Charts App is designed for you to share your data visually in a simple, easy to understand format.
[LEARN MORE >>](#)
- Chart Dashboards**
This app provides a way to create your own custom dashboards to focus on collections of data around specific themes. Create dashboards for others to use with their data, as well as district dashboards for common views across grade levels, schools, or the district.
[LEARN MORE >>](#)
- KPIs**
Gain a common perspective and make informed decisions through a series of Key Performance Indicators (KPIs). They present charts in dashboards, combined with context and narrative to help superintendents and school boards make steering decisions for their district.
[LEARN MORE >>](#)
- Notification Letters**
Notification Letters is an integrated solution to create, manage, and track notification letters sent to parents electronically or manually.
[LEARN MORE >>](#)
- Data Tables**
Data Tables is a fast and easy method to generate multiple data sets using basic data input selections. Similar to Data Grids, Data Tables are comprehensive spreadsheets made up of data columns to present this information.
[LEARN MORE >>](#)
- School Improvement**
View Schools individually on seven academic measures and compare the desired subgroup population's performance against all students as a whole.
[LEARN MORE >>](#)

Assessments - Related Views



Assessment Scores on Assessment: SBA Summative Mathematics Gr 4 for Student Group: 6th Grade at Mason (20/21)

Screen View Actions & Options

- Data Settings
- Compare
- Zoom: 50, 66, 75, 100, 150, 200
- Download
 - Download as DataTable
 - Download as Report
 - Download Validation Workbook
- Videos
 - Assessment Test Scores ScreenView
- Related Views
 - Annual Performance Level Percentages for One Group on One Assessment - MultiLevelPie
 - MEKKO by CourseCode Teachers
 - Annual Performance Level Percentages on Multiple Assessments Chart View
 - Assessment Strand View**
 - Assessment Subgroup Comparison
 - Group Performance as Mekko
 - Group Performance by Program

Assessments - Related Views



Assessment Strand View

Assessment Scores on Assessment: SBA Summative Mathematics Gr 4 with Strands for Student Group: 6th Grade at Mason (20/21)

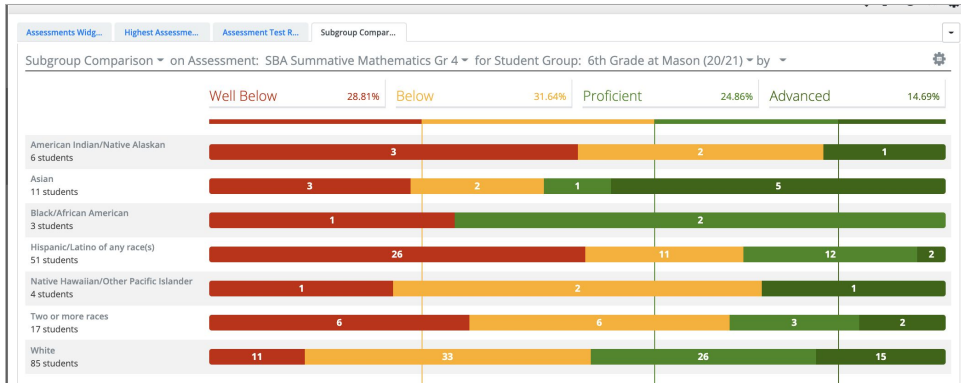
Assessment Scores on SBA Summative Mathematics Gr 4 for 6th Grade at Mason (20/21) (177 records)

Student	SBA Summative	SBA Summative	SBA Summative	SBA Summative
Score	Score	Score	Score	
Aaron Genrey *	2423	1	2	1
Adrienne *	2492	2	1	3
Adrionna *	2564	3	3	3
Allieu *	2420	1	1	2
Amber-Lee *	2497	2	2	2
Ariella *	2371	1	1	1
Arlynn *	2643	3	3	3



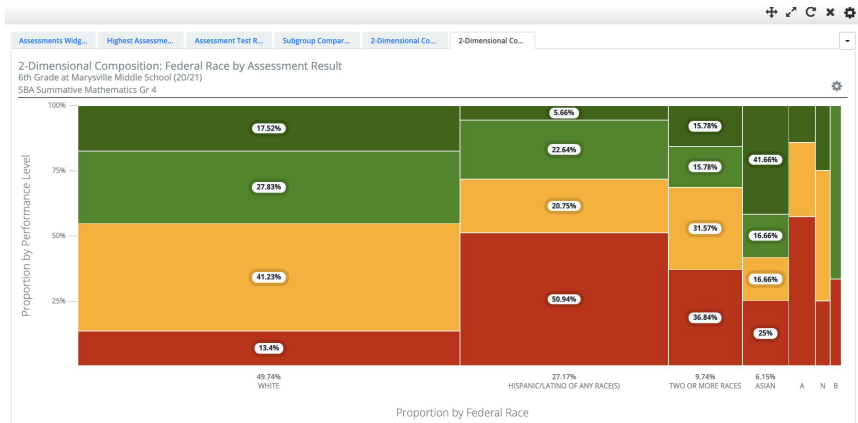
Assessments - Related Views

Assessment Sub Group Comparison



Assessments - Related Views

Group Performance as Mekko





Student Data Grids Update

- Grades Enrollment - Class updates to better explain how to get grades to display
- Reminders:
 - Future School
 - Assessment - Filter on Matched Conditions



Grades - Enrollments: Class

Further description makes selecting correct column to display easier

Add Data Column

Student	CAA/CIA	Enrollments
Name	Met	Current Advisor
Birthdate	Graduation Year	Current Grade Level
SSID	ELA Grad Req. Met	Current Predominant School
Student External Id	Math Grad Req. Met	
Student Other Id	Science Grad Req. Met	District Enrollment
Birth City	ELA Met	School Enrollment
Birth County	EOC Math Yr1 Met	Class
Birth State		Activities
Birth Country		



Grades - Enrollments: Class

- Last Final Grade - last posted final grade
- Term Grades - Posted/Reported Grades
- External Gradebook Grades (Skyward only) - Skyward gradebook grades
- Gradebook Viewer Grades (non Skyward) - Other SIS gradebook grades.

Last Final Grade

Last Final Grade is the least specific way to search the database for a grade; simply pulling the last term grade submitted.

Term Grades ↗ 3

Term Grades are posted/reported class grades to a grade bucket. (ex: semester reported grades to transcript).

External Gradebook Grades (Skyward only) ↗ 3

External Gradebook Grades (**Skyward only**) come from a teacher's gradebooks, so they may vary from Term Grades if teachers are adding assignment grades or recalculating in the gradebook (ex: "soft" or progress grades).

Gradebook Viewer Grades (non-Skyward) ↗ 3

Gradebook Viewer Grades (**non-Skyward**) come from a teacher's gradebooks, so they may vary from Term Grades if teachers are adding assignment grades or recalculating in the gradebook (ex: "soft" or progress grades).



Future School - Enrollments: School Enrollment

Using Future School enrollment column in Data Grid

Must have Feeder Groups turned on!

Add Data Column ✕

Student	CAA/CIA	Enrollments	Assessments
Name ⚙️	Met ⚙️	Current Advisor	Assessments
Birthdate	Graduation Year	Current Grade Level	
SSID	ELA Grad Req. Met	Current Predominant School	
Student External Id	Math Grad Req. Met	⚙️	Services
Student Other Id	Science Grad Req. Met	School Enrollment	Services
Birth City	ELA Met ⚙️	Class	Bilingual Fields
Birth County	EOC Math Yr1 Met ⚙️	Activities	Demographics
Birth State			Gender
Birth Country			Federal Race Code ⚙️

Future School - Enrollments: School Enrollment



- Change Time Frame to next school year
- Select all enrollment types
- Select Column: School

Column: School Enrollment

Time Span (optional)
Between Dates
Between... 7/1/21 and 7/1/22

Limit to the following Statuses for a date range:

Select ▾ Enrolled At Any Point ◉ Continuously Enrolled ◉ Not Enrolled At Any Point ◉
Enrolled Previously ◉ Enrolled After ◉ Not Enrolled Previously ◉ Not Enrolled After ◉
Never Enrolled ◉

Schools (optional)
Select
Apply Configuration Multiple times (optional)
1

Columns to Include:
 Status
 School
School Column Heading (optional)
21-22 School # Styles
 School Abbreviation

Assessment Selection - Assessments: Assessments



Filtering assessment list for more efficient selection

Assessments
Assessments

Services
Services
Bilingual Fields

Demographics
Gender
Federal Race Code

Column: Assessment

Set Time Span (optional)
No Filter

Assessment (optional)
Select

Subject Area (optional)
Select

Score (optional)

Assessment Selection - Assessments: Assessments



Select Assessments from all assessments Apply

1726 Assessments Data Table Actions & Options

<input checked="" type="checkbox"/>	10th Grade WASL Math
<input checked="" type="checkbox"/>	10th Grade WASL Reading
<input checked="" type="checkbox"/>	10th Grade WASL Science
<input checked="" type="checkbox"/>	10th Grade WASL Writing
<input checked="" type="checkbox"/>	1st Grade CogAT
<input checked="" type="checkbox"/>	1st Grade CogAT Age Percentile Rank

Data Table Actions & Options

Columns / Properties

- Assessment
- Scope
- Subject
- Family
- Parent/Strand

Grouping/Arrangement

Filter on Match Conditions

Assessment Selection - Assessments: Assessments



Filter Assessments Search Results Clear Filter Set

Assessment (optional) All

Subject (optional) Select

Parent/Str... (optional) Select

Scope (optional) Select

Family (optional) Select

Data Loading/Assessment Updates


AD

Data Loading Service

AD

When you're making data-driven decisions, getting timely and accurate information is critical. Our partnership with many common assessment vendors means you get faster access to usable data.

- **What is our Data Loading Service?**
 - Our Data Loading Service is where we load your student assessment test score data for you, so you can focus on other things.
- **How does it work?**
 - You decide which assessments you want us to load for you.
 - You give us access to pull the score data from the vendor.
 - We Load your Assessment Test Scores for you on your defined dates.
 - You get to focus on using the data, not stress about getting it loaded.



Data Loading Service

- Thinking forward to next school year, what does your district want to do?
 - Do you want to load your own Assessment data?
 - Do you want us to load your Assessment data for you?
- How to sign up?
 - Fill out the Data Loading order form.
 - Select your package: State only, State +5, State +10.
 - Follow the steps we give you to grant us access to the vendor sites.
- Questions?
 - Contact us at: support@schooldata.net

The form is titled "Data Loading Order Form" and includes fields for District, Primary Assessment Contact Name, Email, Phone, and Date. It features several sections: "DATA LOADING PACKAGES" with checkboxes for State, State +5, and State +10; "PACKAGE UPGRADES" with checkboxes for CAA/CIA Weekly, SBA End of Year Weekly, and SBA IAB Weekly; "State Includes" with a list of assessment types like CAA/CIA (Monthly), SSP (1x), State Historic Scores (1x), WACOS (1x), ELFA21 (1x), ELFA21 (Summer (Monthly)), SBA IAB (1x), SBA Summative EBY (3x), and OPSI (3x); and "ADDITIONAL ASSESSMENTS" with a table for listing assessment names and frequencies.

Assessments News



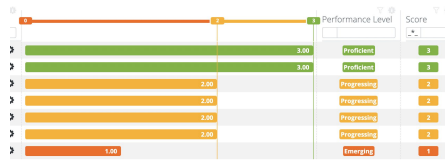
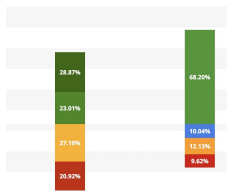
- SBA and WCAS Testing for Washington has been moved to Fall 21/22
 - Depending on what is included, we will create a year specific Test Structure for this Administration of Washington’s SBA testing and modify Homeroom Dashboards as needed. (Similar to the limited 19/20 SBA ‘Covid’ test structure and modifications we made for last year).
- CAA/CIA and Pathways (WA Specific):
 - In addition to CAA/CIA uploads, (under the ‘Graduation Database’ tab), we will soon have the ability to upload the additional data files found on OSPI’s EDS Website:
 - Pathways Database
 - Pathways
 - Graduation Alternatives



Assessments News



- **NWEA - MAP New Linking Study for 20/21**
 - NWEA released a new linking study for 20/21 school year
 - We have 'retired' the prior year's test structures and updated the MAP cut scores to align with the new study.
 - The Autoloader has been updated to account for these changes.
- **ELPA21, WIDA and WA-AIM testing is continuing as scheduled.**



Score	Score	Score	Score	Score
309	39	3.3	44.1	438
616	84	5.6	70.9	880
297	15	2.6	28.2	219
273	13	2.6	26.3	145
615	84	5.6	70.9	880
439	51	3.9	50.5	505
505	68	4.5	59.9	605
296	17	2.6	29.9	205
393	40	3.6	44.7	440

SchoolData.net

509.688.9536 | support@schooldata.net


Year End/Year Start Regroup



Year End/Year Start Roll Over Survey



On May 17, 2021 SchoolData.net sent an email with the subject “**Time to set your data rollover dates**”; this email included our [Year End/Year Start Rollover survey](#). If you didn't receive it, and it isn't in your spam, email support@schooldata.net.

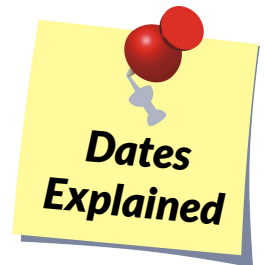


Before changing dates, or confirming the default dates, it is important to **reach out to other staff in the district that are the contact or lead for any other SchoolData.net applications.**

SchoolData.net

509.688.9536 | support@schooldata.net

Year End/Year Start Roll Over Survey



Stop Migration/Transfer Date (default: 7/1/21) - This is when your Student Information System (SIS) will stop sending nightly migration files to SDS. It is very important to stop migrations **PRIOR TO YOUR SIS ROLLOVER to the next school year.**

SchoolData.net Year End Date (default 7/31/21) - This is the last day of the previous school year (ie 2020/21) in all SchoolData.net Applications. The next day will be the first day of the new school year (ie 2021/22) in all SchoolData.net applications. The year end date **does not have to match your last day of school.**

Resume Migration/Transfer Date (default 8/1/21) - This is when your Student Information System (SIS) will begin sending nightly migration files to SDS for the new school year. This date needs to occur **after your SIS has rolled over.**

SchoolData.net

509.688.9536 | support@schooldata.net

Issues/Tips to help around Year End



- Summer School
 - Turn off migrations before, so as not to mix school years,
 - May not be “live” like typical school year data; request a historical data pull once the next year starts can pull in the grades/course credits.
- ALE - rollover date coordination
 - Is there a summer program?
 - Early rollover sometimes desired for planning purposes
- Evaluations - checking in with Evaluation staff/District Administrators
 - When new year starts, **previous year data is read-only for ALL users**
- Migrations are off - no new SIS data coming in
 - Pro: users can still access the system and scores can be loaded/view over the hiatus
 - Con: new staff or student records won't be accessible until migrations restart.

Issues/Tips to help around Year Start



- After rollover/migrations start, it takes several days for data to “settle down”
 - **Recommendation:** When planning trainings, consider the rollover dates and adjust accordingly.
- Clean Up user Person Roles **after roll over** (Specialist, School Admin, District Admin)
 - **Very important step:** many applications are dependant on this for user access to students and dashboard access, based on user's Person Role and/or School in SchoolData.net.
 - If there is interest, SDS will set up an virtual “open lab” for clean up after rollover. A one-on-one session is possible too.
 - Prepare in advance with upload spreadsheets, then be ready once the new year has begin in the SchoolData.net applications.
- Users that manage their district's Homeroom Dashboard setup spreadsheets will have to be updated. For all others, including Dashboard Builder users, dates are updated by SDS.

Year End/Year Start Roll Over Checklist



We provide each year a checklist to help districts make sure they “check all the boxes” in the process of rolling into the new school year.

Each year the checklist is updated with new applications, recommendations, or processes to help.

Take a few moments to review it; it can be used to pass off to others as well for task delegation or reminders to those managing those applications.

- [SchoolData.net Year End / Year Start checklist document](#) (Click for most updated)
- [Help Center article for Year End / Year Start](#)

Annual check in - Don't forget!



With each year there are always changes, don't forget a few things you should let SchoolData.net know about:

Switching to a new SIS? - If you are a Skyward district and will be switching to Qmlativ, or any district switching to another Student Information System (SIS), **we need to know as soon as possible and when.**

Term/Grading setup changes? - districts change their term/grading/scheduling structure each year, many more this past year due to COVID. If you are changing or changing back for next year, these affect areas of your SchoolData.net applications that you may not realize:

- Risk - in relation to MS or HS grading, schedule of updating for any level
- Student Schedule view or Gradebook view
- Four Year Plans templates (part of the HS and Beyond Bundle)

Need to let us know? email
support@schooldata.net

Annual check in - Did you know?



Here are some tools that SchoolData.net provides that you might consider:

ODBC Access - If you are a WA Skyward district, ODBC access provides a variety of benefits: more than 4 years back if a historical pull is needed, same day historical load, allows us to access/generate District specific/custom data tables, and access to new data points as needed (though there may be a cost involved if too unique and no location to store yet in Homeroom).

District Authentication (ie district managed) accounts - Our team has worked with many single sign-on type platforms, like Google, ClassLink, etc, to provide seamless log-ins for staff and students.

Assessment Data Loading service (additional cost) - We provide a service, at a cost depending on the level chosen, for loading your district's assessment data. Our team loads assessments at set or district requested dates.

Want to know more? email support@schooldata.net

SchoolData.net

509.688.9536 | support@schooldata.net

OSPI News that impacts SchoolData.net applications



Some OSPI news that SchoolData.net has learned about:

Attendance changes - ([OSPI bulletin link](#)) A new bill (4/26/21) has immediate impacts on the truancy process. Most importantly: Districts must now file truancy petitions no earlier than 7 unexcused absences in a month and no later than 15 unexcused absences in a school year, **effective April 26, 2021**. Do you need to update your risk or notification letters?

Testing - ([OSPI testing info link](#)) As was shared earlier in the session, Washington SBA & WCAS testing has been postponed to the Fall of 2021-22.

If you hear of any changes that you feel might be helpful for SchoolData.net to know, please don't hesitate to pass it along to us.

Have OSPI news to share? email support@schooldata.net

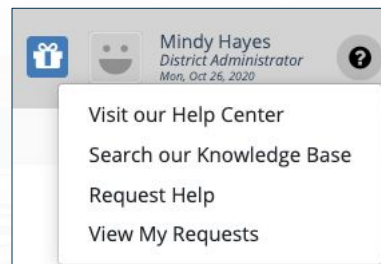
SchoolData.net

509.688.9536 | support@schooldata.net

Wrap Up

Contact Support for Help or more Info on what was shared

- Request Help via the ? in the application
- View My Requests
- Email: support@schooldata.net
- Call: (509) 688-9536

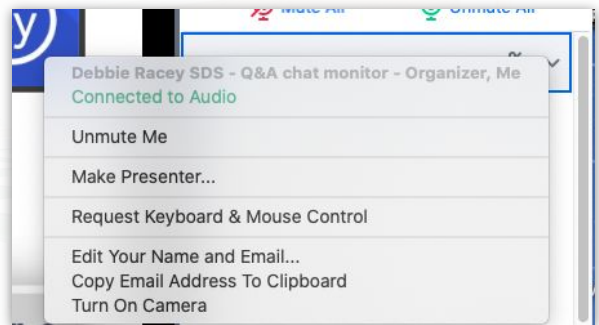


Slides are posted in ProDev. The FAQs document will be posted soon to the [Professional Development Opportunities](#) section in the Help Center.

Don't forget: Attendance Verification if you want Clock Hours

Before logging off the GoToMeeting, show you attended for clock hours

- From the GoToMeeting, be sure your NAME and EMAIL address used for registration is reflected so we know you attended
- On your name, click the down arrow
- Click Edit Your Name and Email...
- Questions: support@schooldata.net



GET SUPPORT



GUIDE

<https://support.schooldata.net>



PHONE

509-688-9536



EMAIL

support@schooldata.net

A photograph of four students walking away from the camera down a long, brightly lit school hallway. The hallway features a series of arches and columns, creating a sense of depth. The students are dressed in casual attire, including backpacks and jeans. The image is overlaid with a semi-transparent blue filter.

THANK YOU

PRESENTED BY:

SchoolData.net

September 23, 2020