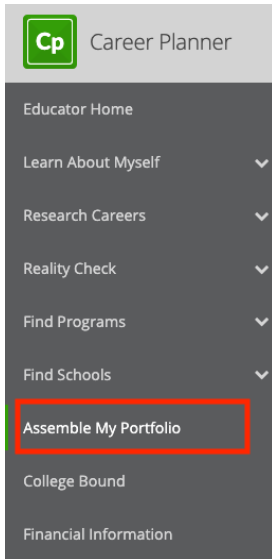


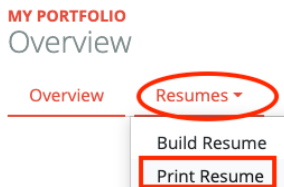
## Preview or Print Resume

After you've [assembled some of your experiences](#) in the Career Planner you can preview or print your resume.

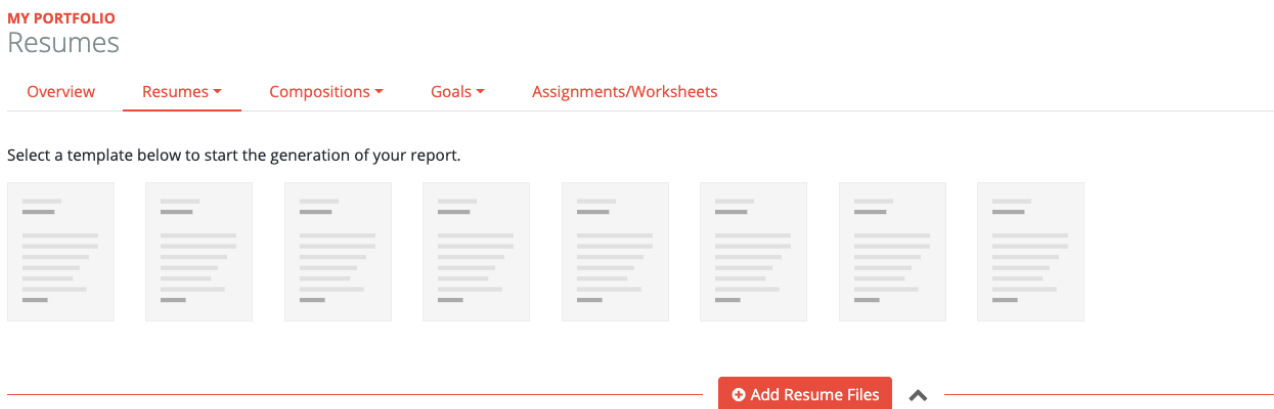
Click "Assemble My Portfolio" on the left navigation of the Career Planner.



This will bring you to the Portfolio Overview page. Click the "Resumes" button on the top navigation bar and choose "Print Resume"





You'll now see the Resume Templates.



You have not uploaded any Files to this section. [Click here to upload a file](#)

Each Template is a different version of a Resume. If you hover over the template you'll see a couple of icons appear.



Choose the magnifying glass icon  to see a preview of your data in the template. Once you're satisfied with the look of your resume, click the download icon  to download a .pdf of your resume that can then be printed.