

## Attendance Data Tables

Data Tables are a fast and easy method to generate multiple data sets using basic data input selections. Similar to Data Grids, Data Tables are comprehensive spreadsheets made up of data columns to present the information.

Attendance Data Tables allow you to download a list of students in a group in a CSV/Excel file. The file may then be downloaded and distributed for additional manipulation, combined with other data, record keeping, or any other purpose.

Multiple options for Interval Enrollment/Withdrawal Statuses allow the report to be used for various purposes by school buildings or districts.

## QUICK LINKS

[ACCESSING DATA TABLES](#)

[LAST 5 DAYS' ATTENDANCE BY SCHOOL](#)

[ANNUAL WITHDRAWALS BY STATE TYPE](#)

[SCHOOL/DISTRICT ENROLLMENT STATUS](#)

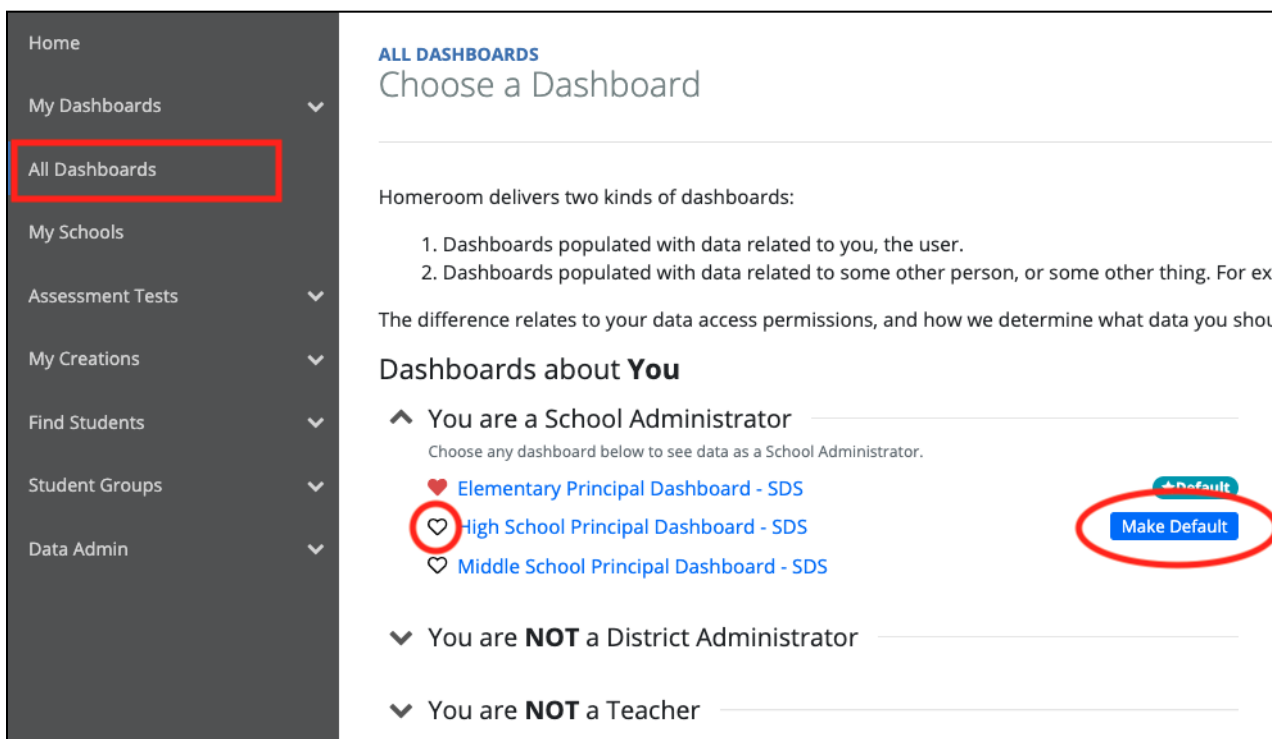
[ATTENDANCE DISTRIBUTION](#)

[STUDENT DEMOGRAPHIC DATA TABLE](#)

[CLASS ENROLLMENT BY STUDENT GROUP](#)

## ACCESSING DATA TABLES (back to [Quick Links](#))

Navigate to Homeroom Dashboards and select an **SDS dashboard**. NOTE: See the [Homeroom Dashboards - Basic Dashboard Navigation](#) help article for instructions on accessing various dashboards.



Home

My Dashboards

All Dashboards

My Schools

Assessment Tests

My Creations

Find Students

Student Groups

Data Admin

**ALL DASHBOARDS**  
Choose a Dashboard

Homeroom delivers two kinds of dashboards:

1. Dashboards populated with data related to you, the user.
2. Dashboards populated with data related to some other person, or some other thing. For example, a dashboard for a principal would show data for all students in the district.

The difference relates to your data access permissions, and how we determine what data you should see.

**Dashboards about You**

^ You are a School Administrator

Choose any dashboard below to see data as a School Administrator.

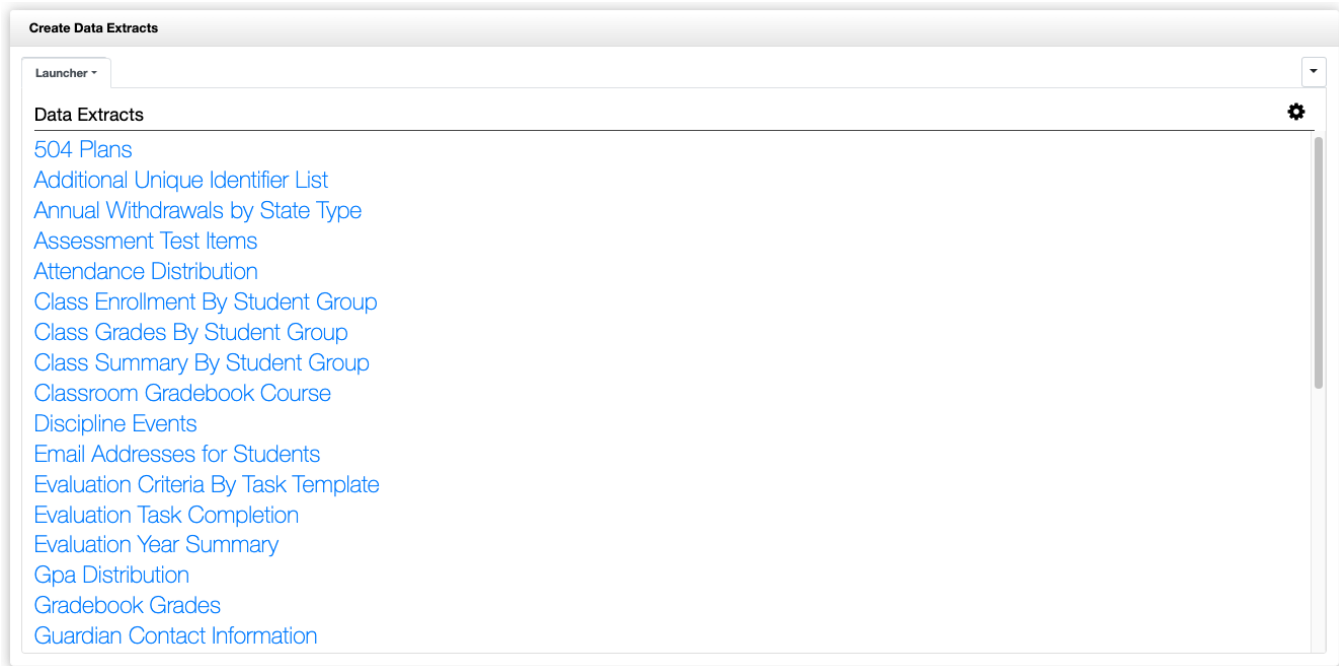
- ♥ Elementary Principal Dashboard - SDS
- ♥ High School Principal Dashboard - SDS
- ♥ Middle School Principal Dashboard - SDS

Make Default

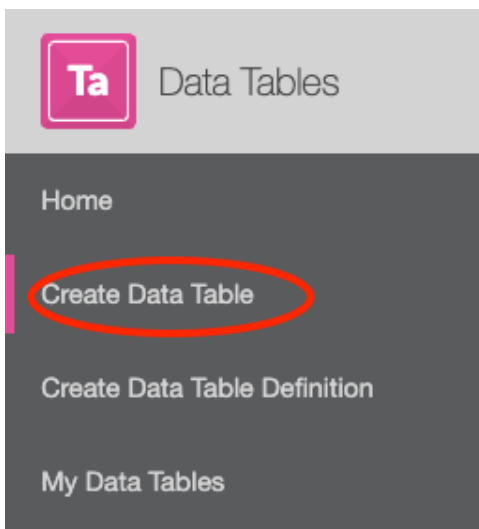
^ You are **NOT** a District Administrator

^ You are **NOT** a Teacher


Scroll to the bottom of your dashboard to find the **Create Data Extracts Container** and select your chosen Data Table.



Alternatively, Data Tables may be accessed by navigating the Data Tables App within the Data Extracts Bundle and clicking **Create Data Table** from the left-hand navigation menu.



Next, select **Browse Category** from **Data Extracts**, search for your chosen Data Table, and select **Build Table**.



## ANNUAL WITHDRAWALS BY STATE TYPE [\(back to Quick Links\)](#)

Choose Selections:

- **Student** - Birth Date, Grad Requirement Base Year, Email Address, Primary Mailing Address, Primary Physical Address, Advisor
- **Identifiers** - Student ID, SSID, External Application ID, Other ID
- **Current Enrollment** - Grade Level, Predominant School, Currently Enrolled Status, Current GPA, Earned Credits, Failed Credits
- **Demographics** - Gender, Federal Ethnicity/Race, Other Races, Student Languages, Nataive Language, Home Language
- **Services** - 504, Bilingual Education, Gifted, LAP Language Arts, LAP Math, LAP Reading, Special Education, Title 1 Reading
- **Risk** - Current Gradebook D's and F's, Days Absent Past 14 Days, HS Credits-On Track for Graduation, MS Missing Assignments, Prior Year Absences, Risk Index-Elementary School, Risk Index-Middle School, Risk Index-High School, SBA Summative Mathematics

Select a **Starting School Year**, **Ending School Year**, **School or District**, **State Withdrawal Results** (optional) and **Choose Selections** then click [Save and Generate](#) to [Save & Name](#) or [Download XLSX](#)

DATA ADMIN :: BUILD DATA TABLE

Annual Withdrawals by State Type

[Save and Generate](#) [Actions](#)

**Please Make a Selection for All Required Fields**

Starting School Year <small>(required)</small> <span style="float: right;">Select ▾</span>	Ending School Year <small>(required)</small> <span style="float: right;">Select ▾</span>
School or District <small>(required)</small> <span style="float: right;">Select ▾</span>	State Withdrawal Results <small>(optional)</small> <span style="float: right;">Select ▾</span>

[Choose Selections](#)

	A	B	C	D	E	F	G	H	I	J	K	L	M	N
1	Student	Current Enrollment		Demographics			Services		Student					
2	Grad Requirement I	Advisor	Grade Level	Current GPA	Earned Credits	Failed Credits	Gender	Federal Ethnicity/R	Special Education	First Name	Last Name	Withdraw Date	Withdraw Code	Withdraw Result

## ATTENDANCE DISTRIBUTION [\(back to Quick Links\)](#)

Download a spreadsheet view of attendance rates in various aggregation options, including by period, grade level, and school.

Choose Selections:

- **Student** - Birth Date, Grad Requirement Base Year, Email Address, Primary Mailing Address, Primary Physical Address, Advisor
- **Identifiers** - Student ID, SSID, External Application ID, Other ID
- **Current Enrollment** - Grade Level, Predominant School, Currently Enrolled Status, Current GPA, Earned Credits, Failed Credits
- **Demographics** - Gender, Federal Ethnicity/Race, Other Races, Student Languages, Native Language, Home Language
- **Services** - 504, Bilingual Education, Gifted, LAP Language Arts, LAP Math, LAP Reading, Special Education, Title 1 Reading

- **Risk** - Current Gradebook D's and F's, Days Absent Past 14 Days, HS Credits-On Track for Graduation, MS Missing Assignments, Prior Year Absences, Risk Index-Elementary School, Risk Index-Middle School, Risk Index-High School, SBA Summative Mathematics

Select a **Student Group**, **School Year**, **Start Date** (optional), **End Date** (optional), and **Choose Selections** then click **Save and Generate** to **Save & Name** or **Download XLSX**


DATA ADMIN :: BUILD DATA TABLE  
Attendance Distribution


 Save and Generate  Actions ▾

**Please Make a Selection for All Required Fields**

Student Group (required) Select

School Year (required) Select ▾

Start Date (optional) 

End Date (optional) 

A	B	C	D	E	F	G	H	I	J	K	L	M	N
Requirement Base	Advisor	Grade Level	Current GPA	Earned Credits	Failed Credits	Gender	Federal Ethnicity/Race	Special Education	First Name	Last Name	Number of Days Enrolled	Number of Tardies	Days Absent

## CLASS ENROLLMENT BY STUDENT GROUP [\(back to Quick Links\)](#)

Choose Selections:

- **Student** - Birth Date, Grad Requirement Base Year, Email Address, Primary Mailing Address, Primary Physical Address, Advisor
- **Identifiers** - Student ID, SSID, External Application ID, Other ID
- **Current Enrollment** - Grade Level, Predominant School, Currently Enrolled Status, Current GPA, Earned Credits, Failed Credits
- **Demographics** - Gender, Federal Ethnicity/Race, Other Races, Student Languages, Native Language, Home Language
- **Services** - 504, Bilingual Education, Gifted, LAP Language Arts, LAP Math, LAP Reading, Special Education, Title 1 Reading
- **Risk** - Current Gradebook D's and F's, Days Absent Past 14 Days, HS Credits-On Track for Graduation, MS Missing Assignments, Prior Year Absences, Risk Index-Elementary School, Risk Index-Middle School, Risk Index-High School, SBA Summative Mathematics

Select a **Student Group**, **School Year** (optional), **Subject Area** (optional), **Class Terms** (optional) and **Choose Selections** then click **Save and Generate** to **Save & Name** or **Download XLSX**

DATA ADMIN :: BUILD DATA TABLE  
Class Enrollment By Student Group

 Save and Generate  Actions ▾

**Please Make a Selection for All Required Fields**

Student Group (required) Select

School Year (optional) Select ▾

Subject Area (optional) Select

Class Terms (optional) Select

	A	B	C	D	E	F	G	H	I	J	K	L	M	N	O	P	Q	R	S
1	Student	Current Enrollment					Demographics		Services	Student	Class								
2	Grad Requirement   Advisor	Grade Level	Current GPA	Earned Credits	Failed Credits	Gender	Federal Ethnicity/R	Special Edu	First Name	Last Name	School Year	Class Term	Class Code	Class Name	Class Period	Class Room	Teachers	Subject Area	

## LAST 5 DAYS' ATTENDANCE BY SCHOOL (back to [Quick Links](#))

Select a **School(s)** (optional) then click [Save and Generate](#) to [Save & Name](#) or [Download XLSX](#)

DATA ADMIN :: BUILD DATA TABLE

Last 5 Days Attendance By School

[Save and Generate](#) [Actions](#)

Please select your school(s)

School(s) (optional)

[Select](#)

	A	B	C	D	E	F
1	School	2022-11-16	2022-11-15	2022-11-14	2022-11-10	2022-11-09
2	Senior High School	87.42	86.22	86.61	89.29	88.86
3	School District	86.97	86.16	84.74	87.25	87.18

## SCHOOL/DISTRICT ENROLLMENT STATUS (back to [Quick Links](#))

Choose Selections:

- **Student** - Birth Date, Grad Requirement Base Year, Email Address, Primary Mailing Address, Primary Physical Address, Advisor
- **Identifiers** - Student ID, SSID, External Application ID, Other ID
- **Current Enrollment** - Grade Level, Predominant School, Currently Enrolled Status, Current GPA, Earned Credits, Failed Credits
- **Demographics** - Gender, Federal Ethnicity/Race, Other Races, Student Languages, Native Language, Home Language
- **Services** - 504, Bilingual Education, Gifted, LAP Language Arts, LAP Math, LAP Reading, Special Education, Title 1 Reading
- **Risk** - Current Gradebook D's and F's, Days Absent Past 14 Days, HS Credits-On Track for Graduation, MS Missing Assignments, Prior Year Absences, Risk Index-Elementary School, Risk Index-Middle School, Risk Index-High School, SBA Summative Mathematics



Select a **Student Group**, **Interval Enrollment Status Options** (optional), **School or District** (optional), **Start Date**, **End Date**, and **Choose Selections** then click [Save and Generate](#) to [Save & Name](#) or [Download XLSX](#)

DATA ADMIN :: BUILD DATA TABLE

School/District Enrollment Status



**Please Make a Selection for All Required Fields**

Student Group (required) <span style="float:right">Select</span>	Interval Enrollment Status Options (optional) <span style="float:right">Select</span>
<input type="text"/>	<input type="text"/>
School or District (optional) <span style="float:right">Select</span>	
<input type="text"/>	
Start Date (required) <span style="float:right"></span>	End Date (required) <span style="float:right"></span>
<input type="text"/>	<input type="text"/>
<input type="button" value="Choose Selections"/>	

	A	B	C	D	E	F	G	H	I	J	K	L	M	N	O	P	Q
1	Student		Current Enrollment				Demographics		Services	Student		Enrollment Dates			Enrollment Status		
2	Grad Requirement I	Advisor	Grade Level	Current GPA	Earned Credits	Failed Credits	Gender	Federal Ethnicity/R.	Special Ex	First Nam	Last Name	Entry	Withdrawal	Code	09/01/2022 - 11/1/	Prior	Post

## STUDENT DEMOGRAPHIC DATA TABLE [\(back to Quick Links\)](#)

 Select a Students and Student Group(optional), then click [Save and Generate](#) to [Save & Name](#) or [Download XLSX](#)

DATA ADMIN :: BUILD DATA TABLE

Student Demographic Data Table



**Please Make a Selection**

Students (optional) <span style="float:right">Select</span>	Student Group (optional) <span style="float:right">Select</span>
<input type="text"/>	<input type="text"/>

	A	B	C	D	E	F	G	H	I	J	K	L	M	N	O	P	Q	
1	StudentId	FirstName	LastName	LastNameFirstName	FirstNameLastName	Ssid	EmailAddress	Gender	BirthDate	GradeLevel	GradRequirementBaseYear	PredominantSchod	CurrentlyEnrolledStatus	Advisor	CurrentGPA	CurrentCredits	FailedCredits	
1	FailedCredits	Language	NativeLanguage	HomeLanguage	PrimaryPhysicalAddress	PrimaryMailingAddress	FederalEthnicityRace	OtherRaces	_4_1	_4_2	_14_1	_14_2	_14_7	_14_9	_14_13	_14_14	_14_15	_14_16

## OTHER TABLES OF INTEREST [\(back to Quick Links\)](#)

- Role Call (Teachers Attendance, Class Meetings)