

Behavior Data Tables

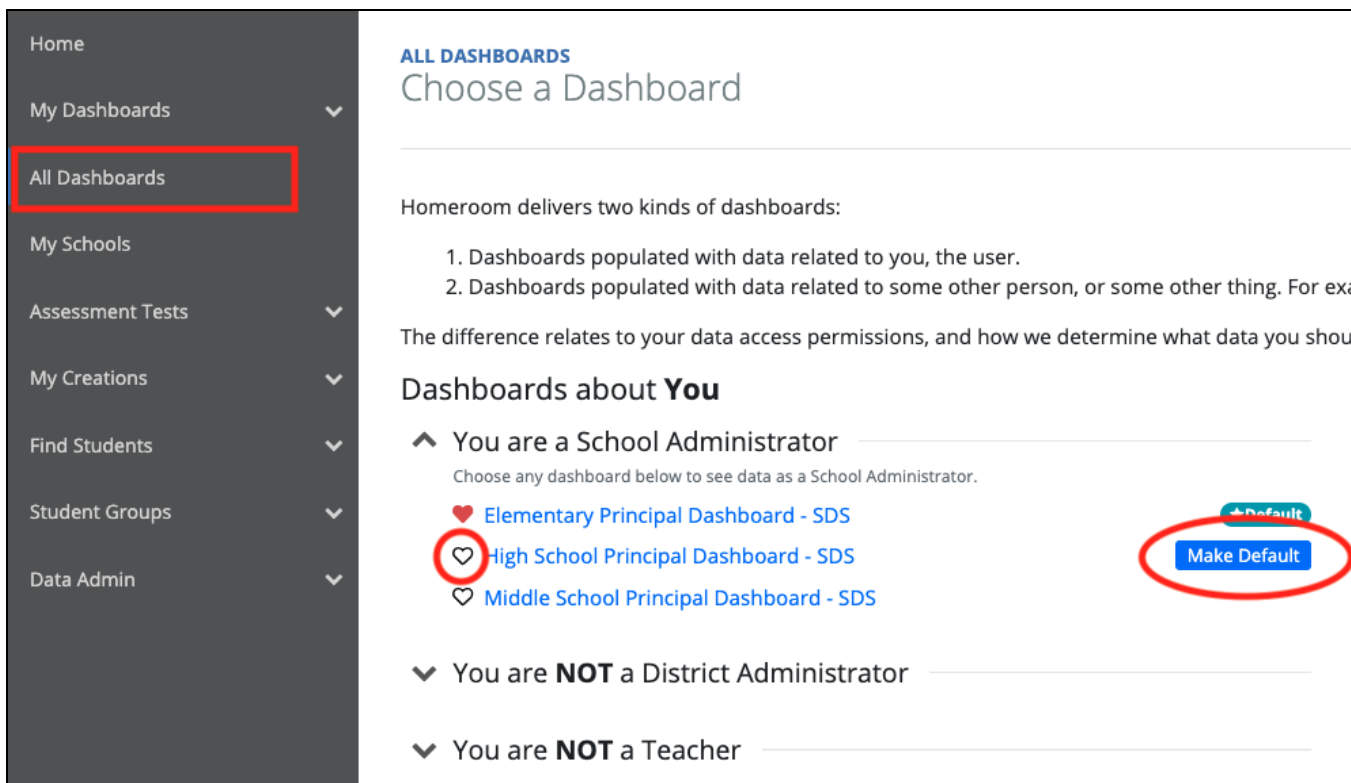
Data Tables are a fast and easy method to generate multiple data sets using basic data input selections. Like Data Grids, Data Tables are comprehensive spreadsheets made up of data columns to present the information.

Behavior Data Tables allow you to download a list of students in a group in a CSV/Excel file. The file may then be downloaded and distributed for additional manipulation, combined with other data, record keeping, or any other purpose.

Information may help districts monitor the effectiveness of behavioral systems and note trends in specific incidents or referrals.

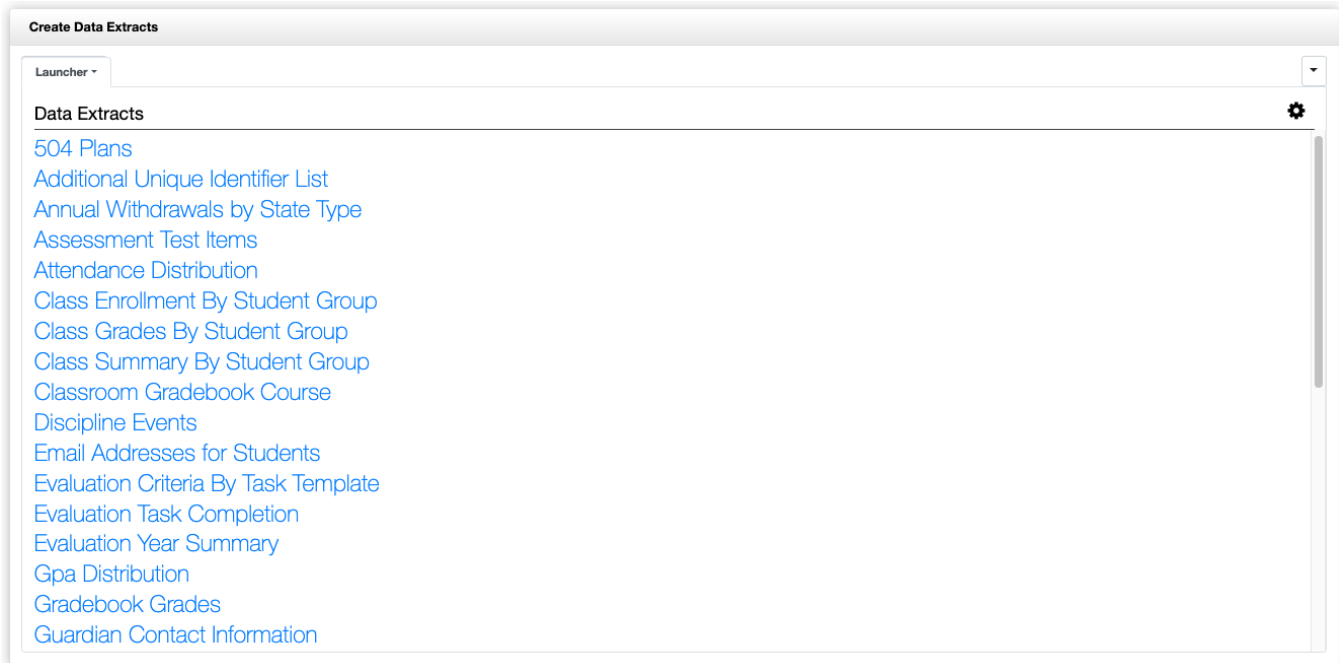
ACCESSING DATA TABLES

Navigate to Homeroom Dashboards and select an **SDS dashboard**. NOTE: See the [Homeroom Dashboards - Basic Dashboard Navigation](#) help article for instructions on accessing various dashboards.

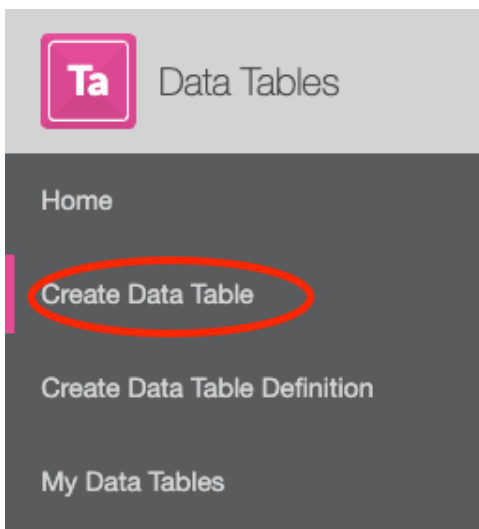


The screenshot displays the 'ALL DASHBOARDS' section of the application. On the left sidebar, the 'All Dashboards' menu item is highlighted with a red box. The main content area is titled 'Choose a Dashboard' and explains that Homeroom provides two types of dashboards: one for the user and one for other people. Under the 'Dashboards about You' section, there are three options for School Administrators: 'Elementary Principal Dashboard - SDS', 'High School Principal Dashboard - SDS' (which is selected with a red heart icon and circled in red), and 'Middle School Principal Dashboard - SDS'. A 'Make Default' button is also circled in red.

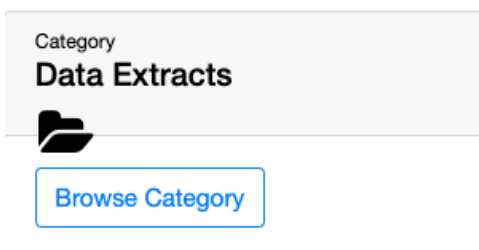
Scroll to the bottom of your dashboard to find the **Create Data Extracts Container** and select your chosen Data Table.



Alternatively, Data Tables may be accessed by navigating the Data Tables App within the Data Extracts Bundle and clicking **Create Data Table** from the left-hand navigation menu.



Next, select **Browse Category** from **Data Extracts**, search for your chosen Data Table, and select **Build Table**.



DISCIPLINE EVENTS

Select a **Student Group** (optional) and **School Year** (optional), then click [Save and Generate](#) to [Save & Name](#) or [Download XLSX](#).

DATA ADMIN :: BUILD DATA TABLE

Discipline Events

 [Save and Generate](#) 

Please Make a Selection for All Required Fields 

Student Group (optional)

[Select](#)

School Year (optional)

[Select](#)

OTHER TABLES OF INTEREST

- Referrals and Behaviors by Student Group
- Referral Problem Behavior Selector
- Referrals by Day of Week Student Detail
- Referrals by Location Student Detail
- Incident Type Selector
- Incident Consequence Type Selector
- Incident Consequence Code Selector