

HOMEROOM FOR EDUCATORS

LOOKING UP ALL DATA ON ONE STUDENT

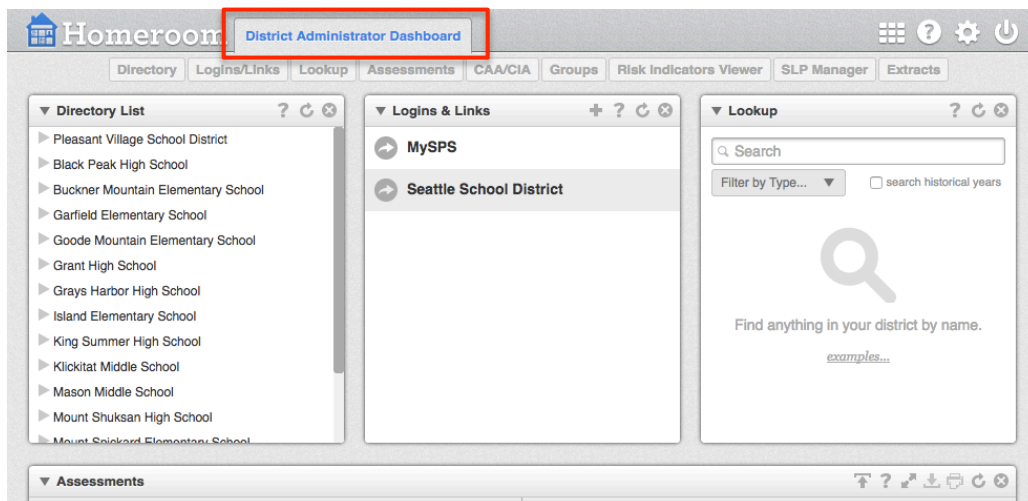


Recommended browsers: Chrome, Safari, Firefox

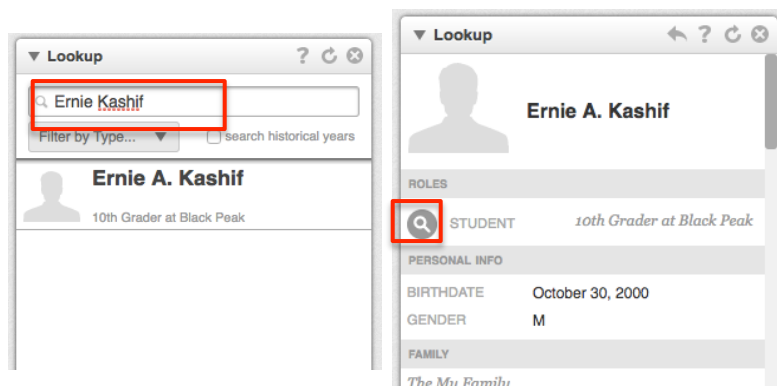
To log in:

1. Open a Web Browser and enter your district specific address:
 - a. [\[yourdistrictname\].schooldata.net/homeroom](#)
2. Type in your username and password, click **Sign In**.
3. If you do not remember your password, click **Reset Password**
4. If you are not activated, select **activate account**

Once signed in, you will be directed to your User Dashboard



- 1) Navigate to the Lookup Widget and type in the name of the student you'd like to spotlight. Selecting the student will bring up their Student profile. Select the magnifying glass to be navigated to the student's spotlight. This will bring up a new tab on that student.



STUDENT SPOTLIGHT

Student Profile

Ernie A. Kashif

ROLES

STUDENT 10th Grader at Black Peak

PERSONAL INFO

Get quick contact info such as grades, GPA, parent names, student ID's, siblings, address, and more!

Assessments

Assessments by School Year: 2015/16

Math

- STAR Math Gr 9 SS ProgMon (01/25/2016): 708 < 1400
- STAR Math Gr 9 Winter-SS BMark (01/25/2016): 708 < 784 < 824 < 900 < 1400
- STAR Math Gr 9 SS ProgMon (09/23/2015): 817 < 1400
- STAR Math Gr 9 Fall-SS BMark (09/23/2015): 817 < 784 < 824 < 900 < 1400
- STAR Math Gr 9 ProgMon Goal: 900 < 1400
- STAR Math SS Gr 9 ProgMon Goal: 900 < 1400

View Assessment Data by year or subject!

Services

504

Description: Section 504

Start Date: 02/10/2017

Code: 504

View services the student participates in currently and historically

Schedule

Period	Semester 1	Semester 2
1st Period	Mathematics 430 (MAT118/169) Grade: D	Mathematics 432 (MAT118/171)
2nd Period	Construction Grade: B-	reheusive (CON117/915)
3rd Period	Social Sciences and History 881 (SOC118/391) Grade: D+	Seminar (SEM118/539) Grade: D+
4th Period	Seminar (SEM118/531)	Social Sciences and History 893 (SOC118/403)

Know your student's schedule and current grades all in one place!

Student Health

Health Conditions

Condition: Severity Code D

Code: OH

Keep up to date with your student's health conditions

Attendance History

Period	Week of 05-01	Week of 05-08	Week of 05-15	Week of 05-22	Week of 05-30	Week of 06-05	Absences Year to Date	
	Summary	Summary	Summary	Summary	Summary	Summary	#	%
1st Period	✓	✓	✓	2	1 1	1	30 p	17.34%
2nd Period	✓	✓	✓	2	1 1	1	25 p	14.45%
3rd Period	✓	✓	✓	2	1	1	22 p	12.72%
4th Period	✓	✓	2	1	1	1	24 p	13.87%
5th Period	✓	✓	✓	1	1	1	22 p	12.72%
6th Period	✓	✓	✓	1	1	1	24 p	13.87%
All Day	0 of 30 p 0 d	0 of 30 p 0 d	2 of 24 p 0.5 d				25.1668 p 1 d	14.06%

View the student's attendance by period, week, and year!

Gradebook Viewer

Semester 1 of 2

- Chorus
- Class 192
- Life and Physical Sciences 482
- Algebra I
- English Language and Literature 585
- World History-Other

Semester 2 of 2

- Chorus

Assigned Late Missing

Chorus

Due: 09/12/16

Assignment Details: Handbook Assignment

09/12/16 Student Parent Agreement

09/12/16 Note Name Review

View not only grades, but each assignment the student has, color coded by late missing and complete!

Other Student Spotlight Widgets:

- Activities
- Discipline
- Enrollments
- Behaviors
- Migrant Data
- 504
- Grad Requirements
- Documents
- Student Learning Plan
- And more!!

Interventions

Aaltonen, Daniela by Abbott-Retzlaff, Maliah - Attendance - Positive behavior reinforcement

Intervention: Positive behavior reinforcement

Type: Individual Plan

Description:

Responsible: Abbott-Retzlaff, Maliah

Educator:

Created by: jerry.smith

Links: [Edit](#) [Download](#)

Aaltonen, Daniela by Abebe, Danete - Behavior - Altered Schedule

Intervention: Altered Schedule

Type: Individual Plan

Description:

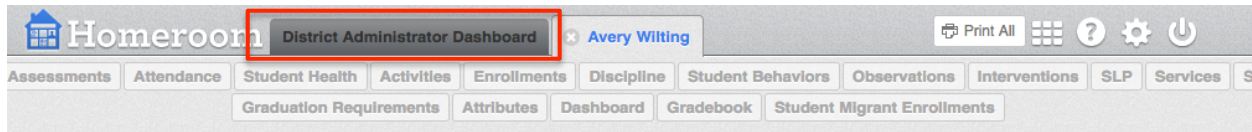
Responsible: Abebe, Danete

Educator:

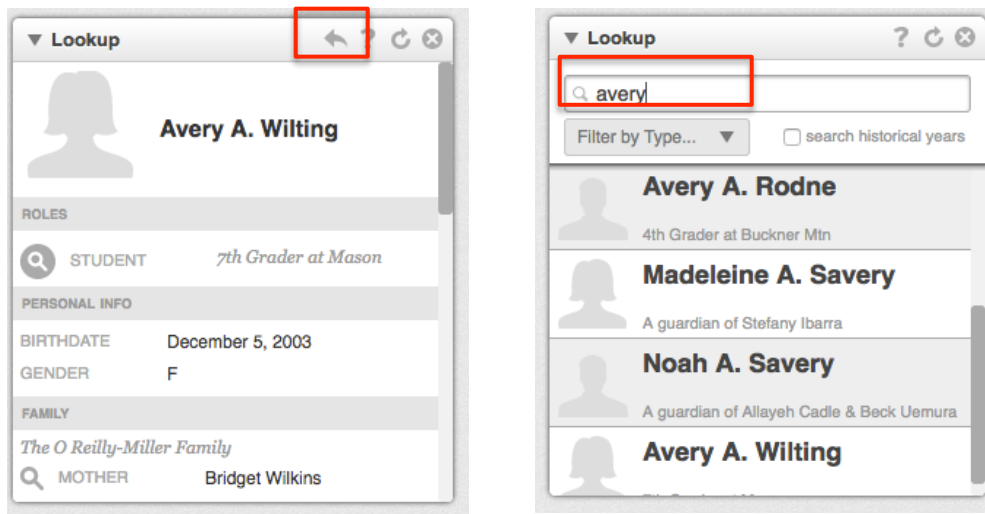
Created by: ryan.lorenz

View interventions put in place for the student

2) To go back to look up another student. Select your dashboard tab.











3) Select the back arrow and then type in another student's name. Once the student is displaying, select them and then their spotlight.



Widget Tools

ICON	NAME	PURPOSE
	Date Selector	Allows you to pick the school year for the data you want to display
	Help	Opens the School Data Solutions Help Center in a new window and will offer guidance on using the widget
	Full Screen View	Opens a new window to view a widget in full screen mode; close the window to return to your dashboard
	Download	Downloads available data from the current view in the widget to CSV file which can be used in Microsoft Excel
	Upload	Create a user-defined assessment, download the assessment template, upload student scores
	Print	Creates a PDF print of the current data being displayed in the widget

	Refresh	Will refresh or reset the widget, clearing all selections and data
	Expand Arrow	Expands a list and displays its sub-lists
	Collapse Arrow	Collapses sub-lists back into the main list
	Spotlight	Allows you to view data for a specific entity; this will open a new tab to the right of your dashboard tab
	Options	Allows you to display data in demonstration mode, where all entity information is scrambled but the resulting data is not.
	Logout	To logout of Homeroom, located in the upper right-hand corner of the screen.
	Information	Will provide detailed information about students within a performance level or subgroup.
	Add	Will allow you to create a new group based on performance level or add students to an existing group.

Accessing Help



If you need help or information, visit our Help Center.

- Click the '?' in the top-right to access the Help menu.
- Access the Help Center directly with this URL:
<http://support.schooldata.net>
- Contact a customer support representative by emailing:
support@schooldata.net